


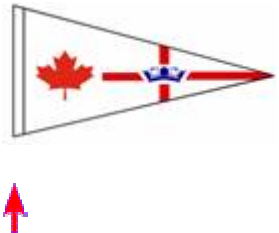









## CFSA Sailing Instructions

### CFSA Long Distance Start Sequence Table

**One start for all boats.**










































Following is an example for a single start using the 5,4,1,0 sequence. Use the **1<sup>st</sup> column** if using a **Count Down Watch** (set to count down from 6 minutes, which includes multiple horns for a 1 minute courtesy signal). Use the **2<sup>nd</sup> column** if using a **standard watch**, starting the sequence at 0954 for a 10:00 start (allowing for 1 minute courtesy signal).

CFSA Burgee is used in place of division flags for the warning.

<u>Count down</u>	<u>Time</u>	<u>Flags</u>	<u>Flags</u>	<u>Sound</u>	<u>Signal</u>
6 min.	09:54				Courtesy signal to draw attention.  Multiple horns 1 minute prior to sequence
5 min.	09:55				Warning signal
4 min.	09:56				Preparatory signal
1 min.	09:59				One minute
0 min.	10:00				Start

## CFSA Series Race Start Sequence Table

Following is an example for starting 3 divisions at 5 minute intervals using the 5,4,1,0 sequence. Use **the 1<sup>st</sup> column** if using a **Count Down Watch** (set to count down from 16 minutes, which allows for multiple horns for a 1 minute courtesy signal.). Use **the 2<sup>nd</sup> or 3<sup>rd</sup> column** if using a **standard watch**, starting the sequence at 11:54 for 12:00 pm start. or 18:24 for 18:30 start (allowing for 1 minute courtesy signal). Numerals 1, 2 and 3 are used as division flags.

<u>Countdown</u>	<u>Time 12:00 Start</u>	<u>Time 18:30 Start</u>		<u>Flags</u>			<u>Sound</u>	<u>Signal Meaning</u>
16 min.	11:54	18:24						Courtesy signal to draw attention  Multiple horns 1 minute before sequence
15 min.	11:55	18:25	 					Div. 1  Warning signal
14 min.	11:56	18:26	 					Div. 1  Preparatory signal
11 min.	11:59	18:29	 					Div. 1  One minute
10 min.	12:00	18:30	 	 				Div.1 Start  Div. 2 Warning signal
9 min.	12:01	18:31		 				Div. 2  Preparatory signal
6 min.	12:04	18:34		 				Div. 2  One minute
5 min.	12:05	18:35		 	 			Div. 2 start  Div. 3 Warning signal
4 min.	12:06	18:36			 			Div. 3  Preparatory signal
1 min.	12:09	18:39			 			Div. 3  One minute
0 min.	12:10	18:40			 			Div. 3 Start

