

venue
"A" Series 2011**CFSA Esquimalt****Preliminary Results****Div 1 Fleet**
 event

Sailed: 5, Discards: 1, To count: 4, Ratings: PHRF TOT, Entries: 12, Scoring system: Default scoring system

Fleet	Boat	Class	SailNo	HelmName	PHRF TOT	A1 16Jan2011	A2 23Jan2011	A3 30Jan2011	A4 13Feb2011	A5 20Feb2011	Total	Nett	Rank
Div 1	Feisty	Martin 24 -1	49339	Pauline Haines	189	1.0	1.0	(2.0)	2.0	1.0	7.0	5.0	1st
Div 1	White Wave	Mega 30	64215	Jon Richardson	162	(15.0 DNC)	3.0	1.0	1.0	6.0	26.0	11.0	2nd
Div 1	XS	Hotfoot 30	29919	Colin Nichols	114	2.0	6.0	(15.0 DNC)	4.0	5.0	32.0	17.0	3rd
Div 1	Limbo	Outlaw 33	29693	Paul Jensen	159	(15.0 DNC)	7.0	3.0	3.0	4.0	32.0	17.0	4th
Div 1	White Pearl	Mirage 35	35	Barry White	171	3.0	4.0	6.0	6.0	(15.0 DNC)	34.0	19.0	5th
Div 1	Wild Oats	C & C 30	34777	Bill Brekelmans	189	(15.0 DNC)	8.0	4.0	8.0	3.0	38.0	23.0	6th
Div 1	Presto	Kirby 25	29577	Roger Brady	186	(15.0 DNC)	2.0	15.0 DNC	5.0	2.0	39.0	24.0	7th
Div 1	Limelight	J30	22730	Marty Vachon	144	6.3 RC	5.0	(7.0)	7.0	7.0	32.3	25.3	8th
Div 1	lolaire	San Juan 28	49091	Carter Macdonald	189	4.0	12.0 DNF	8.0	(15.0 DNC)	8.0 RC	47.0	32.0	9th
Div 1	Sisu	San Juan 28	77709	Dave McKellar	194	(15.0 DNC)	15.0 DNC	5.0	15.0 DNC	15.0 DNC	65.0	50.0	10th
Div 1	Farr Out	Farr 914	49173	Michael Beattie	165	(15.0 DNC)	9.0	15.0 DNC	15.0 DNC	15.0 DNC	69.0	54.0	11th
Div 1	Dream Catcher	Catalina 32	153	Marc Dumais	159	(15.0 DNC)	12.0 DNF	14.0 rc	15.0 DNC	15.0 DNC	71.0	56.0	12th

Div 2 Fleet
Sailed: 5, Discards: 1, To count: 4, Ratings: PHRF TOT, Entries: 9, Scoring system: Default scoring system

Fleet	Boat	Class	SailNo	HelmName	PHRF TOT	A1 16Jan2011	A2 23Jan2011	A3 30Jan2011	A4 13Feb2011	A5 20Feb2011	Total	Nett	Rank
Div 2	Compromise	Newport 27s	29809	Glen Shippam	207	1.0	2.0	1.0	2.0	(4.0)	10.0	6.0	1st
Div 2	Bad Attitude	Shark 24	333	Ed Haines	276	(4.0)	1.0	3.0	3.0	1.0	12.0	8.0	2nd
Div 2	Hilda Harris	Ericson 29	28619	John Pirquet	207	2.0	4.0	2.0	1.0	(5.0)	14.0	9.0	3rd
Div 2	Circles	Grampian 26	878	Will Nesling	258	(14.0 DNC)	9.0 DNF	5.0	5.3 RC	2.0	35.3	21.3	4th
Div 2	Squirrel	C & C 25	19545	Kevin Greenwood	234	(14.0 DNC)	9.0 DNF	8.0	6.7 RC	3.0	40.7	26.7	5th
Div 2	Pitoraq	Windward 30	798	Graham Heath	201	3.0	7.0 RC	4.0	(14.0 DNC)	14.0 DNC	42.0	28.0	6th
Div 2	SeaQuin IV	Catalina 27	29395	Lesley Quin	219	(14.0 DNC)	9.0 DNF	10.0 DNF	4.0	6.0	43.0	29.0	7th
Div 2	Eden	Ericson 30	720	Charlie Pash	216	5.0	9.0 DNF	7.0	(14.0 DNC)	14.0 DNC	49.0	35.0	8th
Div 2	Panache	San Juan 26	13	Bill Macdonald	219	(14.0 DNC)	3.0	6.0	14.0 DNC	14.0 DNC	51.0	37.0	9th

Div 3 Fleet

Sailed: 0, Discards: 0, To count: 0, Ratings: PHRFOT, Entries: 0, Scoring system: Default scoring system

Fleet Boat Class SailNo HelmName PHRFOT Total Nett Rank

A1 - Div 1 Fleet - 16Jan2011 at

Start: Start 1, Finishes: Finish time, Time: 12:06

Fleet	Boat	Class	SailNo	HelmName	PHRFOT	Start	Finish	Elapsed	Corrected	Points	Rank
Div 1	Feisty	Martin 24-1	49339	Pauline Haines	189	12:06	13.12.01	1:06:01	1:00:31	1.0	1
Div 1	XS	Hotfoot 30	29919	Colin Nichols	114	12:06	13.06.29	1:00:29	1:02:01	2.0	2
Div 1	White Pearl	Mirage 35	35	Barry White	171	12:06	13.13.31	1:07:31	1:03:31	3.0	3
Div 1	Iolaire	San Juan 28	49091	Carter Macdonald	189	12:06	13.28.40	1:22:40	1:15:47	4.0	4
Div 1	Limelight	J30	22730	Marty Vachon	144			RC		6.3	5

A2 - Div 1 Fleet - 23Jan2011 at

Start: Start 1, Finishes: Finish time, Time: 12:00

Fleet	Boat	Class	SailNo	HelmName	PHRFOT	Start	Finish	Elapsed	Corrected	Points	Rank
Div 1	Feisty	Martin 24-1	49339	Pauline Haines	189	12:00	14.05.49	2:05:49	1:55:21	1.0	1
Div 1	Presto	Kirby 25	29577	Roger Brady	186	12:00	14.06.12	2:06:12	1:56:11	2.0	2
Div 1	White Wave	Mega 30	64215	Jon Richardson	162	12:00	14.04.08	2:04:08	1:58:19	3.0	3
Div 1	White Pearl	Mirage 35	35	Barry White	171	12:00	14.07.42	2:07:42	2:00:07	4.0	4
Div 1	Limelight	J30	22730	Marty Vachon	144	12:00	14.09.59	2:09:59	2:07:15	5.0	5
Div 1	XS	Hotfoot 30	29919	Colin Nichols	114	12:00	14.05.15	2:05:15	2:08:25	6.0	6
Div 1	Limbo	Outlaw 33	29693	Paul Jensen	159	12:00	14.16.33	2:16:33	2:10:43	7.0	7
Div 1	Wild Oats	C & C 30	34777	Bill Brekermans	189	12:00	14.36.58	2:36:58	2:23:54	8.0	8
Div 1	Farr Out	Farr 914	49173	Michael Beattie	165	12:00	14.35.36	2:35:36	2:27:39	9.0	9
Div 1	Iolaire	San Juan 28	49091	Carter Macdonald	189			DNF		12.0	10
Div 1	Dream Catcher	Catalina 32	153	Marc Dumais	159			DNF		12.0	10

A3 - Div 1 Fleet - 30Jan2011 at

Start: Start 1, Finishes: Finish time, Time: 12:00

Fleet	Boat	Class	SailNo	HelmName	PHRFOT	Start	Finish	Elapsed	Corrected	Points	Rank
Div 1	White Wave	Mega 30	64215	Jon Richardson	162	12:00	140640	2:06:40	2:00:43	1.0	1
Div 1	Feisty	Martin 24-1	49339	Pauline Haines	189	12:00	141157	2:11:57	2:00:58	2.0	2
Div 1	Limbo	Outlaw 33	29693	Paul Jensen	159	12:00	140943	2:09:43	2:04:11	3.0	3
Div 1	Wild Oats	C & C 30	34777	Bill Brekermans	189	12:00	143327	2:33:27	2:20:41	4.0	4
Div 1	Sisu	San Juan 28	77709	Dave McKellar	194	12:00	143510	2:35:10	2:21:15	5.0	5
Div 1	White Pearl	Mirage 35	35	Barry White	171	12:00	143120	2:31:20	2:22:21	6.0	6
Div 1	Limelight	J30	22730	Marty Vachon	144	12:00	142745	2:27:45	2:24:38	7.0	7
Div 1	Iolaire	San Juan 28	49091	Carter Macdonald	189	12:00	144442	2:44:42	2:31:00	8.0	8
Div 1	Dream Catcher	Catalina 32	153	Marc Dumais	159			rc		14.0	9

A4 - Div 1 Fleet - 13Feb2011 at

Start: Start 1, Finishes: Finish time, Time: 12:00

Fleet	Boat	Class	SailNo	HelmName	PHRFOT	Start	Finish	Elapsed	Corrected	Points	Rank
Div 1	White Wave	Mega 30	64215	Jon Richardson	162	12:00	14.46.50	2:46:50	2:39:00	1.0	1
Div 1	Feisty	Martin 24-1	49339	Pauline Haines	189	12:00	14.58.43	2:58:43	2:43:51	2.0	2

Div 1	Limbo	Outlaw 33	29693	Paul Jensen	159	12:00	14.55.30	2:55:30	2:48:00	3.0	3
Div 1	XS	Hotfoot 30	29919	Colin Nichols	114	12:00	14.48.05	2:48:05	2:52:20	4.0	4
Div 1	Presto	Kirby 25	29577	Roger Brady	186	12:00	15.13.52	3:13:52	2:58:29	5.0	5
Div 1	White Pearl	Mirage 35	35	Barry White	171	12:00	15.09.48	3:09:48	2:58:32	6.0	6
Div 1	Limelight	J30	22730	Marty Vachon	144	12:00	15.08.03	3:08:03	3:04:05	7.0	7
Div 1	Wild Oats	C & C 30	34777	Bill Brekelmans	189	12:00	15.31.32	3:31:32	3:13:56	8.0	8

A5 - Div 1 Fleet - 20Feb2011 at

Start: Start 1, Finishes: Finish time, Time: 12:01

Fleet	Boat	Class	SailNo	HelmName	PHRFTOT	Start	Finish	Elapsed	Corrected	Points	Rank
Div 1	Feisty	Martin 24-1	49339	Pauline Haines	189	12:01	13.39.02	1:38:02	1:29:53	1.0	1
Div 1	Presto	Kirby 25	29577	Roger Brady	186	12:01	13.40.19	1:39:19	1:31:26	2.0	2
Div 1	Wild Oats	C & C 30	34777	Bill Brekelmans	189	12:01	13.41.27	1:40:27	1:32:05	3.0	3
Div 1	Limbo	Outlaw 33	29693	Paul Jensen	159	12:01	13.41.48	1:40:48	1:36:30	4.0	4
Div 1	XS	Hotfoot 30	29919	Colin Nichols	114	12:01	13.37.23	1:36:23	1:38:49	5.0	5
Div 1	White Wave	Mega 30	64215	Jon Richardson	162	12:01	13.44.58	1:43:58	1:39:05	6.0	6
Div 1	Limelight	J30	22730	Marty Vachon	144	12:01	13.45.21	1:44:21	1:42:09	7.0	7
Div 1	Iolaire	San Juan 28	49091	Carter Macdonald	189			RC		8.0	8

A1 - Div 2 Fleet - 16Jan2011 at

Start: Start 2, Finishes: Finish time, Time: 12:11

Fleet	Boat	Class	SailNo	HelmName	PHRFTOT	Start	Finish	Elapsed	Corrected	Points	Rank
Div 2	Compromise	Newport 27s	29809	Glen Shippam	207	12:11	12.59.37	0:48:37	0:43:28	1.0	1
Div 2	Hilda Harris	Ericson 29	28619	John Pirquet	207	12:11	13.00.45	0:49:45	0:44:29	2.0	2
Div 2	Pitoraq	Windward 30	798	Graham Heath	201	12:11	13.00.44	0:49:44	0:44:50	3.0	3
Div 2	Bad Attitude	Shark 24	333	Ed Haines	276	12:11	13.10.29	0:59:29	0:48:34	4.0	4
Div 2	Eden	Ericson 30	720	Charlie Pash	216	12:11	13.07.49	0:56:49	0:50:11	5.0	5

A2 - Div 2 Fleet - 23Jan2011 at

Start: Start 2, Finishes: Finish time, Time: 12:05

Fleet	Boat	Class	SailNo	HelmName	PHRFTOT	Start	Finish	Elapsed	Corrected	Points	Rank
Div 2	Bad Attitude	Shark 24	333	Ed Haines	276	12:05	14.14.09	2:09:09	1:45:28	1.0	1
Div 2	Compromise	Newport 27s	29809	Glen Shippam	207	12:05	14.14.47	2:09:47	1:56:02	2.0	2
Div 2	Panache	San Juan 26	13	Bill Macdonald	219	12:05	14.38.24	2:33:24	2:14:56	3.0	3
Div 2	Hilda Harris	Ericson 29	28619	John Pirquet	207	12:05	14.45.07	2:40:07	2:23:09	4.0	4
Div 2	Pitoraq	Windward 30	798	Graham Heath	201			RC		7.0	5
Div 2	Circles	Grampian 26	878	Will Nesling	258			DNF		9.0	6
Div 2	Squirrel	C & C 25	19545	Kevin Greenwood	234			DNF		9.0	6
Div 2	SeaQuin IV	Catalina 27	29395	Lesley Quin	219			DNF		9.0	6
Div 2	Eden	Ericson 30	720	Charlie Pash	216			DNF		9.0	6

A3 - Div 2 Fleet - 30Jan2011 at

Start: Start 2, Finishes: Finish time, Time: 12:05

Fleet	Boat	Class	SailNo	HelmName	PHRFTOT	Start	Finish	Elapsed	Corrected	Points	Rank
Div 2	Compromise	Newport 27s	29809	Glen Shippam	207	12:05	134540	1:40:40	1:30:00	1.0	1
Div 2	Hilda Harris	Ericson 29	28619	John Pirquet	207	12:05	134711	1:42:11	1:31:22	2.0	2

Div 2	Bad Attitude	Shark 24	333	Ed Haines	276	12:05	135734	1:52:34	1:31:55	3.0	3
Div 2	Pitoraq	Windward 30	798	Graham Heath	201	12:05	134658	1:41:58	1:31:56	4.0	4
Div 2	Circles	Grampian 26	878	Will Nesling	258	12:05	135527	1:50:27	1:32:17	5.0	5
Div 2	Panache	San Juan 26	13	Bill Macdonald	219	12:05	135537	1:50:37	1:37:18	6.0	6
Div 2	Eden	Ericson 30	720	Charlie Pash	216	12:05	135526	1:50:26	1:37:32	7.0	7
Div 2	Squirrel	C & C 25	19545	Kevin Greenwood	234	12:05	135917	1:54:17	1:38:31	8.0	8
Div 2	SeaQuin IV	Catalina 27	29395	Lesley Quin	219			DNF		10.0	9

A4 - Div 2 Fleet - 13Feb2011 at

Start: Start 2, Finishes: Finish time, Time: 12:05

Fleet	Boat	Class	SailNo	HelmName	PHRFTOT	Start	Finish	Elapsed	Corrected	Points	Rank
Div 2	Hilda Harris	Ericson 29	28619	John Pirquet	207	12:05	13.57.19	1:52:19	1:40:25	1.0	1
Div 2	Compromise	Newport 27s	29809	Glen Shippam	207	12:05	13.59.03	1:54:03	1:41:58	2.0	2
Div 2	Bad Attitude	Shark 24	333	Ed Haines	276	12:05	14.16.10	2:11:10	1:47:07	3.0	3
Div 2	SeaQuin IV	Catalina 27	29395	Lesley Quin	219	12:05	14.39.34	2:34:34	2:15:57	4.0	4
Div 2	Circles	Grampian 26	878	Will Nesling	258			RC		5.3	5
Div 2	Squirrel	C & C 25	19545	Kevin Greenwood	234			RC		6.7	6

A5 - Div 2 Fleet - 20Feb2011 at

Start: Start 2, Finishes: Finish time, Time: 12:06

Fleet	Boat	Class	SailNo	HelmName	PHRFTOT	Start	Finish	Elapsed	Corrected	Points	Rank
Div 2	Bad Attitude	Shark 24	333	Ed Haines	276	12:06	13.31.41	1:25:41	1:09:58	1.0	1
Div 2	Circles	Grampian 26	878	Will Nesling	258	12:06	13.29.46	1:23:46	1:09:59	2.0	2
Div 2	Squirrel	C & C 25	19545	Kevin Greenwood	234	12:06	13.29.48	1:23:48	1:12:14	3.0	3
Div 2	Compromise	Newport 27s	29809	Glen Shippam	207	12:06	13.27.51	1:21:51	1:13:11	4.0	4
Div 2	Hilda Harris	Ericson 29	28619	John Pirquet	207	12:06	13.28.11	1:22:11	1:13:29	5.0	5
Div 2	SeaQuin IV	Catalina 27	29395	Lesley Quin	219	12:06	13.30.32	1:24:32	1:14:21	6.0	6

A1 - Div 3 Fleet - 16Jan2011 at

Fleet Boat Class SailNo HelmName PHRFTOT Place Points Rank

A2 - Div 3 Fleet - 23Jan2011 at

Fleet Boat Class SailNo HelmName PHRFTOT Place Points Rank

A3 - Div 3 Fleet - 30Jan2011 at

Fleet Boat Class SailNo HelmName PHRFTOT Place Points Rank

A4 - Div 3 Fleet - 13Feb2011 at

Fleet Boat Class SailNo HelmName PHRFTOT Place Points Rank

A5 - Div 3 Fleet - 20Feb2011 at

Fleet Boat Class SailNo HelmName PHRFTOT Place Points Rank

<http://cfsa.wordpress.com>
fleet@cfsa.shawbiz.ca

Sailwave Scoring Software 2.02 build 6
www.sailwave.com

<http://cfsa.wordpress.com>
fleet@cfsa.shawbiz.ca

venue
"B" Series 2011**CFSA Esquimalt****Preliminary Results**
 event
Div 1 Fleet
Sailed: 4, Discards: 0, To count: 4, Ratings: PHRTOT, Entries: 8, Scoring system: Default scoring system

Fleet	Boat	Class	SailNo	HelmName	PHRTOT	B1 27Feb2011	B2 27Feb2011	B7 27Mar2011	B8 27Mar2011	Total	Nett	Rank
Div 1	White Wave	Mega 30	64215	Jon Richardson	162	1.0	1.0	1.0	2.0	5.0	5.0	1st
Div 1	Feisty	Martin 24-1	49339	Pauline Haines	189	2.0	2.0	2.0	1.0	7.0	7.0	2nd
Div 1	Limbo	Outlaw 33	29693	Paul Jensen	159	3.0	3.0	3.0	3.0	12.0	12.0	3rd
Div 1	White Pearl	Mirage 35	35	Barry White	177	4.0	4.0	5.0	4.0	17.0	17.0	4th
Div 1	Farr Out	Farr 914	49173	Michael Beattie	165	6.0	5.0	4.0	6.0	21.0	21.0	5th
Div 1	Limelight	J30	22730	Marty Vachon	144	5.0	6.0	5.5 AVG	5.5 AVG	22.0	22.0	6th
Div 1	Ducati	Kirby 25	43989	Anthony	186	9.0 DNC	9.0 DNC	6.0	5.0	29.0	29.0	7th
Div 1	XS	Hotfoot 30	29919	Colin Nichols	114	7.0 rc	7.0 rc	9.0 AVG	9.0 AVG	32.0	32.0	8th

Div 2 Fleet
Sailed: 4, Discards: 0, To count: 4, Ratings: PHRTOT, Entries: 4, Scoring system: Default scoring system

Fleet	Boat	Class	SailNo	HelmName	PHRTOT	B1 27Feb2011	B2 27Feb2011	B7 27Mar2011	B8 27Mar2011	Total	Nett	Rank
Div 2	Hilda Harris	Ericson 29	28619	John Pirquet	207	2.0	1.0	1.5 RC	1.5 RC	6.0	6.0	1st
Div 2	Pitoraq	Windward 30	798	Graham Heath	201	1.0	3.0	1.0	2.0	7.0	7.0	2nd
Div 2	Bad Attitude	Shark	333	Ed Haines	252	3.0	2.0	2.0	1.0	8.0	8.0	3rd
Div 2	SeaQuin IV	Catalina 27	29395	Lesley Quin	219	4.0	4.0	3.0	3.0	14.0	14.0	4th

Div 3 Fleet
Sailed: 0, Discards: 0, To count: 0, Ratings: PHRTOT, Entries: 0, Scoring system: Default scoring system
Fleet Boat Class SailNo HelmName PHRTOT Total Nett Rank
<http://cfsa.wordpress.com>
fleet@cfsa.shawbiz.ca

 Sailwave Scoring Software 2.02 build 6
www.sailwave.com
<http://cfsa.wordpress.com>
fleet@cfsa.shawbiz.ca

venue burgee

"C" Series 2011

event burgee

CFSA Esquimalt**Preliminary Results****Div 1 Fleet**

Sailed: 6, Discards: 1, To count: 5, Ratings: PHRFOT, Entries: 12, Scoring system: Default scoring system

Fleet	Boat	Class	SailNo	HelmName	PHRFOT	C1	C2	C3	C4	C5	C6	Total	Nett	Rank
						27Apr2011	04May2011	11May2011	18May2011	25May2011	01Jun2011			
Div 1	Feisty	Martin 24-1	49339	Pauline Haines	189	1.0	2.0	(4.0)	2.0	1.0	1.0	11.0	7.0	1st
Div 1	White Wave	Mega 30	64215	Jon Richardson	162	1.5 rc	1.0	2.0	1.0	(13.0 DNC)	2.0	20.5	7.5	2nd
Div 1	XS	Hotfoot 30	29919	Colin Nichols	114	(13.0 DNC)	5.0	1.0	4.0	3.0	3.0	29.0	16.0	3rd
Div 1	Limbo	Outlaw 33	29693	Paul Jensen	159	(13.0 DNC)	4.0	3.0	3.0	13.0 DNC	4.0	40.0	27.0	4th
Div 1	Wild Oats	C & C 30	34777	Bill Brekelmans	189	3.0	3.0	5.0	8.0 dnf	(13.0 DNC)	13.0 DNC	45.0	32.0	5th
Div 1	White Pearl	Mirage 35	35	Barry White	177	(13.0 DNC)	6.0	7.0	8.0 dnf	7.0 RC	7.0	48.0	35.0	6th
Div 1	Decauti	Kirby 25	441	Created from sailno wizard	186	2.0	(13.0 DNC)	13.0 DNC	8.0 dnf	13.0 DNC	6.0	55.0	42.0	7th
Div 1	Farr Out	Farr 914	49173	Michael Beattie	165	(13.0 DNC)	8.0	13.0 DNC	13.0 DNC	13.0 DNC	5.0	65.0	52.0	8th
Div 1	Limelight	J30	22730	Marty Vachon	144	(13.0 DNC)	7.0	6.0	13.0 DNC	13.0 DNC	13.0 DNC	65.0	52.0	9th
Div 1	Melaque	Custom 30	11	Alistair Elliot	150	(13.0 DNC)	13.0 DNC	13.0 DNC	13.0 DNC	2.0	13.0 DNC	67.0	54.0	10th
Div 1	Iolaire	San Juan 28	49091	Carter Macdonald	189	(13.0 DNC)	13.0 DNC	13.0 rc	13.0 DNC	13.0 DNC	13.0 DNC	78.0	65.0	11th
Div 1	Dream Catcher	Catalina 32	153	Marc Dumais	159	(13.0 DNC)	13.0 DNC	13.0 DNC	13.0 rc	13.0 DNC	13.0 DNC	78.0	65.0	11th

Div 2 Fleet

Sailed: 6, Discards: 1, To count: 5, Ratings: PHRFOT, Entries: 11, Scoring system: Default scoring system

Fleet	Boat	Class	SailNo	HelmName	PHRFOT	C1	C2	C3	C4	C5	C6	Total	Nett	Rank
						27Apr2011	04May2011	11May2011	18May2011	25May2011	01Jun2011			
Div 2	Compromise	Newport 27s	29809	Glen Shippam	207	(2.0)	1.0	1.0	1.0	1.0	1.0	7.0	5.0	1st
Div 2	Bad Attitude	Shark	333	Ed Haines	252	1.0	(8.0 DNF)	4.0	2.0	2.0	2.0	19.0	11.0	2nd
Div 2	Pitoraq	Windward 30	798	Graham Heath	201	3.0	3.0 RC	3.0	(4.0)	3.0	3.0	19.0	15.0	3rd
Div 2	Squirrel	C & C 25	19545	Kevin Greenwood	234	4.0	2.0	5.0	10.0 dnf	(12.0 DNC)	7.0 dnf	40.0	28.0	4th
Div 2	Oi	Sonar 23	644	DSA	204	(12.0 DNC)	8.0 DNF	2.0	5.0	12.0 DNC	12.0 DNC	51.0	39.0	5th
Div 2	SeaQuin IV	Catalina 27	29395	Lesley Quin	219	(12.0 DNC)	4.0	12.0 DNC	7.0	12.0 DNC	12.0 DNC	59.0	47.0	6th
Div 2	Dreamer	O'Day 25	25	Neil Porter	240	(12.0 DNC)	3.0	12.0 DNC	12.0 DNC	12.0 DNC	9.8 RC	60.8	48.8	7th
Div 2	Maray	Tanzer 26	511	John Morrison	234	(12.0 DNC)	12.0 DNC	12.0 DNC	10.0 dnf	12.0 DNC	4.0	62.0	50.0	8th
Div 2	Vivace	C&C 25	0	Jack Tillmans	253	(12.0 DNC)	8.0 DNF	12.0 DNC	6.0	12.0 DNC	12.0 DNC	62.0	50.0	9th
Div 2	Teazer	Grampian 26	604	Ian Webster	261	(12.0 DNC)	12.0 DNC	12.0 DNC	3.0	12.0 DNC	12.0 DNC	63.0	51.0	10th
Div 2	Orca	Sonar 23	410	CFSA-various	204	(12.0 DNC)	12.0 DNC	12.0 DNC	12.0 DNC	12.0 DNC	7.0 dnf	67.0	55.0	11th

C1 - Div 1 Fleet - 27Apr2011 at

Start: Start 1, Finishes: Finish time, Time: 18:42

Fleet	Boat	Class	SailNo	HelmName	PHRFOT	Start	Finish	Elapsed	Corrected	Points	Rank
-------	------	-------	--------	----------	--------	-------	--------	---------	-----------	--------	------

Div 1	Feisty	Martin 24-1	49339	Pauline Haines	189	18:42	191313	0:31:13	0:28:37	1.0	1
Div 1	White Wave	Mega 30	64215	Jon Richardson	162				rc	1.5	2
Div 1	Decauti	Kirby 25	441	Created from sailno wizard	186	18:42	19.15.01	0:33:01	0:30:24	2.0	3
Div 1	Wild Oats	C & C 30	34777	Bill Brekelmans	189	18:42	191716	0:35:16	0:32:20	3.0	4

C2 - Div 1 Fleet - 04May2011 at

Start: Start 1, Finishes: Finish time, Time: 18:30

Fleet	Boat	Class	SailNo	HelmName	PHRFTOT	Start	Finish	Elapsed	Corrected	Points	Rank
Div 1	White Wave	Mega 30	64215	Jon Richardson	162	18:30	19.44.34	1:14:34	1:11:04	1.0	1
Div 1	Feisty	Martin 24-1	49339	Pauline Haines	189	18:30	19.48.53	1:18:53	1:12:19	2.0	2
Div 1	Wild Oats	C & C 30	34777	Bill Brekelmans	189	18:30	19.50.43	1:20:43	1:14:00	3.0	3
Div 1	Limbo	Outlaw 33	29693	Paul Jensen	159	18:30	19.58.47	1:28:47	1:24:59	4.0	4
Div 1	XS	Hotfoot 30	29919	Colin Nichols	114	18:30	19.54.47	1:24:47	1:26:55	5.0	5
Div 1	White Pearl	Mirage 35	35	Barry White	177	18:30	20.08.49	1:38:49	1:32:09	6.0	6
Div 1	Limelight	J30	22730	Marty Vachon	144	18:30	20.08.12	1:38:12	1:36:08	7.0	7
Div 1	Farr Out	Farr 914	49173	Michael Beattie	165	18:30	20.29.30	1:59:30	1:53:24	8.0	8

C3 - Div 1 Fleet - 11May2011 at

Start: Start 1, Finishes: Finish time, Time: 18:30

Fleet	Boat	Class	SailNo	HelmName	PHRFTOT	Start	Finish	Elapsed	Corrected	Points	Rank
Div 1	XS	Hotfoot 30	29919	Colin Nichols	114	18:30	19.35.01	1:05:01	1:06:39	1.0	1
Div 1	White Wave	Mega 30	64215	Jon Richardson	162	18:30	19.41.50	1:11:50	1:08:28	2.0	2
Div 1	Limbo	Outlaw 33	29693	Paul Jensen	159	18:30	19.42.12	1:12:12	1:09:07	3.0	3
Div 1	Feisty	Martin 24-1	49339	Pauline Haines	189	18:30	19.47.54	1:17:54	1:11:25	4.0	4
Div 1	Wild Oats	C & C 30	34777	Bill Brekelmans	189	18:30	19.56.55	1:26:55	1:19:41	5.0	5
Div 1	Limelight	J30	22730	Marty Vachon	144	18:30	19.56.11	1:26:11	1:24:22	6.0	6
Div 1	White Pearl	Mirage 35	35	Barry White	177	18:30	20.04.49	1:34:49	1:28:25	7.0	7
Div 1	Iolaire	San Juan 28	49091	Carter Macdonald	189				rc	13.0	8

C4 - Div 1 Fleet - 18May2011 at

Start: Start 1, Finishes: Finish time, Time: 18:30

Fleet	Boat	Class	SailNo	HelmName	PHRFTOT	Start	Finish	Elapsed	Corrected	Points	Rank
Div 1	White Wave	Mega 30	64215	Jon Richardson	162	18:30	20.18.15	1:48:15	1:43:10	1.0	1
Div 1	Feisty	Martin 24-1	49339	Pauline Haines	189	18:30	20.23.09	1:53:09	1:43:44	2.0	2
Div 1	Limbo	Outlaw 33	29693	Paul Jensen	159	18:30	20.24.25	1:54:25	1:49:32	3.0	3
Div 1	XS	Hotfoot 30	29919	Colin Nichols	114	18:30	20.17.41	1:47:41	1:50:24	4.0	4
Div 1	Wild Oats	C & C 30	34777	Bill Brekelmans	189			dnf		8.0	5
Div 1	White Pearl	Mirage 35	35	Barry White	177			dnf		8.0	5
Div 1	Decauti	Kirby 25	441	Created from sailno wizard	186			dnf		8.0	5
Div 1	Dream Catcher	Catalina 32	153	Marc Dumais	159			rc		13.0	8

C5 - Div 1 Fleet - 25May2011 at

Start: Start 1, Finishes: Elapsed time, Time: 18:32

Fleet	Boat	Class	SailNo	HelmName	PHRFTOT	Start	Finish	Elapsed	Corrected	Points	Rank
Div 1	Feisty	Martin 24-1	49339	Pauline Haines	189			1.14.11	1.08.01	1.0	1
Div 1	Melaque	Custom 30	11	Alistair Elliot	150			1.16.50	1.14.32	2.0	2
Div 1	XS	Hotfoot 30	29919	Colin Nichols	114			1.14.34	1.16.27	3.0	3
Div 1	White Pearl	Mirage 35	35	Barry White	177			RC		7.0	4

C6 - Div 1 Fleet - 01Jun2011 at**Start: Start 1, Finishes: Finish time, Time: 18:43**

Fleet	Boat	Class	SailNo	HelmName	PHRFTOT	Start	Finish	Elapsed	Corrected	Points	Rank
Div 1	Feisty	Martin 24-1	49339	Pauline Haines	189	18:43	19.34.54	0:51:54	0:47:35	1.0	1
Div 1	White Wave	Mega 30	64215	Jon Richardson	162	18:43	19.33.09	0:50:09	0:47:48	2.0	2
Div 1	XS	Hotfoot 30	29919	Colin Nichols	114	18:43	19.34.18	0:51:18	0:52:36	3.0	3
Div 1	Limbo	Outlaw 33	29693	Paul Jensen	159	18:43	19.38.40	0:55:40	0:53:17	4.0	4
Div 1	Farr Out	Farr 914	49173	Michael Beattie	165	18:43	19.40.43	0:57:43	0:54:46	5.0	5
Div 1	Decauti	Kirby 25	441	Created from sailno wizard	186	18:43	19.42.56	0:59:56	0:55:11	6.0	6
Div 1	White Pearl	Mirage 35	35	Barry White	177	18:43	19.42.53	0:59:53	0:55:51	7.0	7

C1 - Div 2 Fleet - 27Apr2011 at**Start: Start 2, Finishes: Finish time, Time: 18:47**

Fleet	Boat	Class	SailNo	HelmName	PHRFTOT	Start	Finish	Elapsed	Corrected	Points	Rank
Div 2	Bad Attitude	Shark	333	Ed Haines	252	18:47	19.27.01	0:40:01	0:33:42	1.0	1
Div 2	Compromise	Newport 27s	29809	Glen Shippam	207	18:47	19.26.08	0:39:08	0:34:59	2.0	2
Div 2	Pitoraq	Windward 30	798	Graham Heath	201	18:47	19.26.12	0:39:12	0:35:20	3.0	3
Div 2	Squirrel	C & C 25	19545	Kevin Greenwood	234	18:47	19.35.00	0:48:00	0:41:23	4.0	4

C2 - Div 2 Fleet - 04May2011 at**Start: Start 2, Finishes: Finish time, Time: 18:35**

Fleet	Boat	Class	SailNo	HelmName	PHRFTOT	Start	Finish	Elapsed	Corrected	Points	Rank
Div 2	Compromise	Newport 27s	29809	Glen Shippam	207	18:35	19.53.43	1:18:43	1:10:23	1.0	1
Div 2	Squirrel	C & C 25	19545	Kevin Greenwood	234	18:35	20.09.14	1:34:14	1:21:14	2.0	2
Div 2	Pitoraq	Windward 30	798	Graham Heath	201	18:35	RC	RC		3.0	3
Div 2	Dreamer	O'Day 25	25	Neil Porter	240	18:35	20.30.43	1:55:43	1:38:58	3.0	3
Div 2	SeaQuin IV	Catalina 27	29395	Lesley Quin	219	18:35	20.33.04	1:58:04	1:43:51	4.0	5
Div 2	Bad Attitude	Shark	333	Ed Haines	252			DNF		8.0	6
Div 2	Oi	Sonar 23	644	DSA	204	18:35		DNF		8.0	6
Div 2	Vivace	C&C 25	0	Jack Tillmans	253			DNF		8.0	6

C3 - Div 2 Fleet - 11May2011 at**Start: Start 2, Finishes: Finish time, Time: 18:35**

Fleet	Boat	Class	SailNo	HelmName	PHRFTOT	Start	Finish	Elapsed	Corrected	Points	Rank
Div 2	Compromise	Newport 27s	29809	Glen Shippam	207	18:35	19.23.23	0:48:23	0:43:16	1.0	1
Div 2	Oi	Sonar 23	644	DSA	204	18:35	19.34.59	0:59:59	0:53:51	2.0	2
Div 2	Pitoraq	Windward 30	798	Graham Heath	200	18:35	19.35.12	1:00:12	0:54:21	3.0	3
Div 2	Bad Attitude	Shark	333	Ed Haines	252	18:35	19.39.53	1:04:53	0:54:38	4.0	4
Div 2	Squirrel	C & C 25	19545	Kevin Greenwood	234	18:35	19.41.50	1:06:50	0:57:37	5.0	5

C4 - Div 2 Fleet - 18May2011 at**Start: Start 2, Finishes: Finish time, Time: 18:35**

Fleet	Boat	Class	SailNo	HelmName	PHRFTOT	Start	Finish	Elapsed	Corrected	Points	Rank
Div 2	Compromise	Newport 27s	29809	Glen Shippam	207	18:35	19.19.51	0:44:51	0:40:06	1.0	1
Div 2	Bad Attitude	Shark	333	Ed Haines	252	18:35	19.52.53	1:17:53	1:05:35	2.0	2
Div 2	Teazer	Grampian 26	604	Ian Webster	261	18:35	20.03.48	1:28:48	1:13:54	3.0	3
Div 2	Pitoraq	Windward 30	798	Graham Heath	200	18:35	19.57.10	1:22:10	1:14:11	4.0	4
Div 2	Oi	Sonar 23	644	DSA	204	18:35	20.00.49	1:25:49	1:17:03	5.0	5
Div 2	Vivace	C&C 25	0	Jack Tillmans	253	18:35	20.08.13	1:33:13	1:18:23	6.0	6

Div 2	SeaQuin IV	Catalina 27	29395	Lesley Quin	219	18:35	20.14.29	1:39:29	1:27:30	7.0	7
Div 2	Squirrel	C & C 25	19545	Kevin Greenwood	234			dnf		10.0	8
Div 2	Maray	Tanzer 26	511	John Morrison	234			dnf		10.0	8

C5 - Div 2 Fleet - 25May2011 at

Start: Start 2, Finishes: Elapsed time, Time: 18:37

Fleet	Boat	Class	SailNo	HelmName	PHRFTOT	Start	Finish	Elapsed	Corrected	Points	Rank
Div 2	Compromise	Newport 27s	29809	Glen Shippam	207			33.10	0.29.39	1.0	1
Div 2	Bad Attitude	Shark	333	Ed Haines	285			37.08	0.29.59	2.0	2
Div 2	Pitoraq	Windward 30	798	Graham Heath	200			35.27	0.32.00	3.0	3

C6 - Div 2 Fleet - 01Jun2011 at


Start: Start 2, Finishes: Finish time, Time: 18:48

Fleet	Boat	Class	SailNo	HelmName	PHRFTOT	Start	Finish	Elapsed	Corrected	Points	Rank
Div 2	Compromise	Newport 27s	29809	Glen Shippam	207	18:48	19.25.22	0:37:22	0:33:25	1.0	1
Div 2	Bad Attitude	Shark	333	Ed Haines	285	18:48	19.31.37	0:43:37	0:35:13	2.0	2
Div 2	Pitoraq	Windward 30	798	Graham Heath	200	18:48	19.29.30	0:41:30	0:37:28	3.0	3
Div 2	Maray	Tanzer 26	511	John Morrison	234	18:48	19.40.33	0:52:33	0:45:18	4.0	4
Div 2	Squirrel	C & C 25	19545	Kevin Greenwood	234			dnf		7.0	5
Div 2	Orca	Sonar 23	410	CFSA-various	204			dnf		7.0	5
Div 2	Dreamer	O'Day 25	25	Neil Porter	240			RC		9.8	7

<http://cfsa.wordpress.com/fleet@cfsa.shawbiz.ca>


Sailwave Scoring Software 2.02 build 6
www.sailwave.com

<http://cfsa.wordpress.com/fleet@cfsa.shawbiz.ca>

 venue burgee

2011 CFSA & THSA Regatta

CFSA Esquimalt

 event burgee

Results as of 19:24 on June 12, 2011

Feeder Race - Div 1 Fleet - June 10, 2011 at 18.30

Fleet	Boat	Class	SailNo	HelmName	PHRFTOT	Start	Finish	Elapsed	Corrected	Points
Div 1	Melaque	Custom 29	11	Alistair Elliott	150	183000	204146	2:11:46	2:07:50	1.0
Div 1	Massilia	C&C 27 MKV	29933	Wieslaw Cielak	209	183000	210244	2:32:44	2:16:11	2.0
Div 1	Compromise	Newport 27s	29809	Glen Shippam	207	1830	210230	2:32:30	2:16:21	3.0
Div 1	Ducati	Kirby 25	34989	Antony Zegers	186	183000	210223	2:32:23	2:20:18	4.0
Div 1	White Wave	Mega 30	64215	Jon Richardson	162	183000	203843	DNF		9.0
Div 1	Pitoraq	Windward 30	798	Graham Heath	201	183000	205539	DNF		9.0
Div 1	Dreamer	Oday 25-2	5	Neil Porter	240			DNF		9.0
Div 1	White Pearl	Mirage 35-1	35	Barry White	141			DNF		9.0

<http://cfsa.wordpress.com/fleet@cfsa.shawbiz.ca>

Sailwave Scoring Software 2.02 build 6
www.sailwave.com

<http://cfsa.wordpress.com/fleet@cfsa.shawbiz.ca>

venue burgee

2011 CFSA & THSA Regatta -Medium Distance

 event burgee

CFSA Esquimalt

Results as of 19:18 on June 12, 2011

Overall

Sailed: 3, Discards: 0, To count: 3, Ratings: PHRF TOT, Entries: 10, Scoring system: Default scoring system

Rank	Boat	Class	SailNo	HelmName	PHRF TOT	R1 June 11, 2011	R2 June 11, 2011	R3 June 12, 2011	Total	Nett
1st	X-S	Hotfoot 30-1	29919	Colin Nichols	111	1.0	2.0	1.0	4.0	4.0
2nd	Limbo	Outlaw 33	29693	Paul Jensen	159	2.0	8.0	2.0	12.0	12.0
3rd	Pitoraq	Windward 30	798	Graham Heath	201	4.0	4.0	5.0	13.0	13.0
4th	Vivace	C&C 25	0000	Jack Tillmanns	253	8.0	1.0	6.0	15.0	15.0
5th	Wild Oats	C & C 30	34777	Bill Brekelmans	189	3.0	5.0	7.0	15.0	15.0
6th	Farrout	Farr	49173	Mike Beattie	165	6.0	7.0	4.0	17.0	17.0
7th	Squirrel	C&C 25	19545	Kevin Greenwood	234	7.0	3.0	10.0	20.0	20.0
8th	Massilia	C&C 27 MKV	29933	Wieslaw Cielak	209	5.0	6.0	9.0	20.0	20.0
9th	Fulcrum	Columbia 26	69058	Clayton Milk	267	10.0	9.0	3.0	22.0	22.0
10th	White Pearl	Mirage 35-1	35	Barry White	141	9.0	10.0	8.0	27.0	27.0

R1 - June 11, 2011 at

Start, G , V , F , G , F

Start: Start 1, Finishes: Finish time

Rank	Boat	Class	SailNo	HelmName	PHRF TOT	Start	Finish	Elapsed	Corrected	Points
1	X-S	Hotfoot 30-1	29919	Colin Nichols	111	10.05.00	11.34.44	1.29.44	1.32.26	1.0
2	Limbo	Outlaw 33	29693	Paul Jensen	159	10.05.00	11.42.49	1.37.49	1.33.38	2.0
3	Wild Oats	C & C 30	34777	Bill Brekelmans	189	10.05.00	11.51.57	1.46.57	1.38.03	3.0
4	Pitoraq	Windward 30	798	Graham Heath	201	10.05.00	11.54.38	1.49.38	1.38.50	4.0

5	Massilia	C&C 27 MKV	29933	Wieslaw Cielak	209	10.05.00	12.01.03	1.56.03	1.43.28	5.0
6	Farrout	Farr	49173	Mike Beattie	165	10.05.00	11.57.48	1.52.48	1.47.02	6.0
7	Squirrel	C&C 25	19545	Kevin Greenwood	234	10.05.00	12.13.08	2.08.08	1.50.28	7.0
8	Vivace	C&C 25	0000	Jack Tillmanns	253	10.05.00	12.17.11	2.12.11	1.51.09	8.0
9	White Pearl	Mirage 35 -1	35	Barry White	141	10.05.00	11.58.44	1.53.44	1.51.50	9.0
10	Fulcrum	Columbia 26	69058	Clayton Milk	267	10.05.00	12.22.20	2.17.20	1.53.26	10.0

R2 - June 11, 2011 at

Start: Start 1, Finishes: Finish time

Rank	Boat	Class	SailNo	HelmName	PHRFTOT	Start	Finish	Elapsed	Corrected	Points
1	Vivace	C&C 25	0000	Jack Tillmanns	253	12.40.00	15.21.28	2.41.28	2.15.46	1.0
2	X-S	Hotfoot 30-1	29919	Colin Nichols	111	12.40.00	14.53.12	2.13.12	2.17.13	2.0
3	Squirrel	C&C 25	19545	Kevin Greenwood	234	12.40.00	15.19.52	2.39.52	2.17.49	3.0
4	Pitoraq	Windward 30	798	Graham Heath	201	12.40.00	15.16.15	2.36.15	2.20.52	4.0
5	Wild Oats	C & C 30	34777	Bill Brekelmans	189	12.40.00	15.17.51	2.37.51	2.24.43	5.0
6	Massilia	C&C 27 MKV	29933	Wieslaw Cielak	209	12.40.00	15.24.36	2.44.36	2.26.46	6.0
7	Farrout	Farr	49173	Mike Beattie	165	12.40.00	15.14.51	2.34.51	2.26.56	7.0
8	Limbo	Outlaw 33	29693	Paul Jensen	159	12.40.00	15.13.32	2.33.32	2.26.59	8.0
9	Fulcrum	Columbia 26	69058	Clayton Milk	267	12.40.00	15.39.55	2.59.55	2.28.36	9.0
10	White Pearl	Mirage 35 -1	35	Barry White	141	12.40.00	15.16.07	2.36.07	2.33.31	10.0

R3 - June 12, 2011 at

Start: Start 1, Finishes: Finish time

Rank	Boat	Class	SailNo	HelmName	PHRFTOT	Start	Finish	Elapsed	Corrected	Points
1	X-S	Hotfoot 30-1	29919	Colin Nichols	111	10.05.00	12.16.32	2.11.32	2.15.30	1.0
2	Limbo	Outlaw 33	29693	Paul Jensen	159	10.05.00	12.32.54	2.27.54	2.21.35	2.0

3	Fulcrum	Columbia 26	69058	Clayton Milk	267	10.05.00	12.57.56	2.52.56	2.22.50	3.0
4	Farrout	Farr	49173	Mike Beattie	165	10.05.00	12.37.01	2.32.01	2.24.15	4.0
5	Pitoraq	Windward 30	798	Graham Heath	200	10.05.00	12.46.18	2.41.18	2.25.37	5.0
6	Vivace	C&C 25	0000	Jack Tillmanns	253	10.05.00	13.03.17	2.58.17	2.29.55	6.0
7	Wild Oats	C & C 30	34777	Bill Brekelmans	189	10.05.00	12.50.23	2.45.23	2.31.37	7.0
8	White Pearl	Mirage 35 -1	35	Barry White	141	10.05.00	12.39.57	2.34.57	2.32.22	8.0
9	Massilia	C&C 27 MKV	29933	Wieslaw Cielak	209	10.05.00	12.56.22	2.51.22	2.32.48	9.0
10	Squirrel	C&C 25	19545	Kevin Greenwood	234	10.05.00	13.10.48	3.05.48	2.40.10	10.0

<http://cfsa.wordpress.com/cfsa@cfsa.shawbiz.ca>

Sailwave Scoring Software 2.02 build 6
www.sailwave.com

<http://cfsa.wordpress.com/fleet@cfsa.shawbiz.ca>

venue burgee

CFSA & THSA Regatta 2010

 event burgee

CFSA Esquimalt

Results as of 19:27 on June 12, 2011

PHRF 1 Fleet

Sailed: 8, Discards: 1, To count: 7, Ratings: PHRFTOT, Entries: 5, Scoring system: Default scoring system

Fleet	Boat	Class	SailNo	HelmName	Club	PHRFTOT	R1	R2	R3	R4	R5	R6	R7	R8	Total	Nett
PHRF 1	Melaque	Custom 29	11	Alistair Elliott	CFSA	150	(5.0)	1.0	1.0	3.0	2.0	1.0	1.0	1.0	15.0	10.0
PHRF 1	Feisty	Martin 24-1	49339	Pauline Haines	CFSA	189	1.0	(4.0)	2.0	1.0	3.0	3.0	2.0	2.0	18.0	14.0
PHRF 1	White Wave	Mega 30	64215	Jon Richardson	CFSA	162	2.0	3.0	3.0	2.0	1.0	2.0	3.0	(5.0)	21.0	16.0
PHRF 1	Animal	Andrews 26	87912	Giacomo Spearing	CFSA	150	3.0	2.0	(5.0)	4.0	4.0	4.0	4.0	3.0	29.0	24.0
PHRF 1	Ducati	Kirby 25	34989	Antony Zegers	CFSA	186	4.0	(5.0)	4.0	5.0	5.0	5.0	5.0	4.0	37.0	32.0

PHRF 2 Fleet

Sailed: 8, Discards: 1, To count: 7, Ratings: PHRFTOT, Entries: 5, Scoring system: Default scoring system

Fleet	Boat	Class	SailNo	HelmName	Club	PHRFTOT	R1	R2	R3	R4	R5	R6	R7	R8	Total	Nett
PHRF 2	Ghost Dancer	San Juan 24	1033	Larry McFadden	RVYC	228	(1.0)	1.0	1.0	1.0	1.0	1.0	1.0	1.0	8.0	7.0
PHRF 2	Compromise	Newport 27s	29809	Glen Shippam	CFSA	207	2.0	2.0	(3.0)	2.0	2.0	2.0	2.0	3.0	18.0	15.0
PHRF 2	Orca	Sonar 23	441	Sergey Bolutenko	CFSA	204	3.0	3.0	2.0	3.0	4.0	3.0	(6.0 DNF)	4.0	28.0	22.0
PHRF 2	Bad Attitude	Shark 24	333	Ed Haines	CFSA	273	(4.0)	4.0	4.0	4.0	3.0	4.0	3.0	2.0	28.0	24.0
PHRF 2	Dreamer	Oday25	5	Neil Porter	CFSA	264	(6.0 DNC)	6.0 DNC	6.0 DNC	6.0 DNC	6.0 DNC	5.0	4.0	5.0	44.0	38.0

R1 - PHRF 1 Fleet - June 11, 2011 at

Start: Start 1, Finishes: Finish time

Fleet	Boat	Class	SailNo	HelmName	Club	PHRFTOT	Start	Finish	Elapsed	Corrected	Points
PHRF 1	Feisty	Martin 24-1	49339	Pauline Haines	CFSA	189	10.15.00	11.30.21	1.15.21	1.09.05	1.0
PHRF 1	White Wave	Mega 30	64215	Jon Richardson	CFSA	162	10.15.00	11.27.43	1.12.43	1.09.18	2.0
PHRF 1	Animal	Andrews 26	87912	Giacomo Spearing	CFSA	150	10.15.00	11.27.45	1.12.45	1.10.35	3.0
PHRF 1	Ducati	Kirby 25	34989	Antony Zegers	CFSA	186	10.15.00	11.35.01	1.20.01	1.13.40	4.0
PHRF 1	Melaque	Custom 29	11	Alistair Elliott	CFSA	150	10.15.00	11021.28	458.19.13.00	445.2.31.25	5.0

R2 - PHRF 1 Fleet - June 11, 2011 at

Start: Start 2, Finishes: Finish time

Fleet	Boat	Class	SailNo	HelmName	Club	PHRFTOT	Start	Finish	Elapsed	Corrected	Points
PHRF 1	Melaque	Custom 29	11	Alistair Elliott	CFSA	150	11.45.00	12.27.53	0.42.53	0.41.36	1.0
PHRF 1	Animal	Andrews 26	87912	Giacomo Spearing	CFSA	150	11.45.00	12.29.01	0.44.01	0.42.42	2.0
PHRF 1	White Wave	Mega 30	64215	Jon Richardson	CFSA	162	11.45.00	12.30.08	0.45.08	0.43.01	3.0
PHRF 1	Feisty	Martin 24-1	49339	Pauline Haines	CFSA	189	11.45.00	12.31.59	0.46.59	0.43.04	4.0
PHRF 1	Ducati	Kirby 25	34989	Antony Zegers	CFSA	186	11.45.00	12.33.13	0.48.13	0.44.24	5.0

R3 - PHRF 1 Fleet - June 11, 2011 at**Start: Start 1, Finishes: Finish time**

Fleet	Boat	Class	SailNo	HelmName	Club	PHRFTOT	Start	Finish	Elapsed	Corrected	Points
PHRF 1	Melaque	Custom 29	11	Alistair Elliott	CFSA	150	12.43.32	13.27.05	0.43.33	0.42.15	1.0
PHRF 1	Feisty	Martin 24-1	49339	Pauline Haines	CFSA	189	12.43.32	13.30.32	0.47.00	0.43.05	2.0
PHRF 1	White Wave	Mega 30	64215	Jon Richardson	CFSA	162	12.43.32	13.29.07	0.45.35	0.43.27	3.0
PHRF 1	Ducati	Kirby 25	34989	Antony Zegers	CFSA	186	12.43.32	13.32.19	0.48.47	0.44.55	4.0
PHRF 1	Animal	Andrews 26	87912	Giacomo Spearing	CFSA	150	12.43.32	13.31.05	0.47.33	0.46.08	5.0

R4 - PHRF 1 Fleet - June 11, 2011 at**Start: Start 1, Finishes: Finish time**

Fleet	Boat	Class	SailNo	HelmName	Club	PHRFTOT	Start	Finish	Elapsed	Corrected	Points
PHRF 1	Feisty	Martin 24-1	49339	Pauline Haines	CFSA	189	13.38.46	14.35.31	0.56.45	0.52.02	1.0
PHRF 1	White Wave	Mega 30	64215	Jon Richardson	CFSA	162	13.38.46	14.33.37	0.54.51	0.52.17	2.0
PHRF 1	Melaque	Custom 29	11	Alistair Elliott	CFSA	150	13.38.46	14.33.27	0.54.41	0.53.03	3.0
PHRF 1	Animal	Andrews 26	87912	Giacomo Spearing	CFSA	150	13.38.46	14.35.37	0.56.51	0.55.09	4.0
PHRF 1	Ducati	Kirby 25	34989	Antony Zegers	CFSA	186	13.38.46	14.42.22	1.03.36	0.58.33	5.0

R5 - PHRF 1 Fleet - June 11, 2011 at**Start: Start 1, Finishes: Finish time**

Fleet	Boat	Class	SailNo	HelmName	Club	PHRFTOT	Start	Finish	Elapsed	Corrected	Points
PHRF 1	White Wave	Mega 30	64215	Jon Richardson	CFSA	162	14.53.33	15.41.28	0.47.55	0.45.40	1.0
PHRF 1	Melaque	Custom 29	11	Alistair Elliott	CFSA	150	14.53.33	15.40.58	0.47.25	0.46.00	2.0
PHRF 1	Feisty	Martin 24-1	49339	Pauline Haines	CFSA	189	14.53.33	15.46.03	0.52.30	0.48.08	3.0
PHRF 1	Animal	Andrews 26	87912	Giacomo Spearing	CFSA	150	14.53.33	15.45.24	0.51.51	0.50.18	4.0

PHRF 1	Ducati	Kirby 25	34989	Antony Zegers	CFSA	186	14.53.33	15.49.34	0.56.01	0.51.34	5.0
-----------	--------	----------	-------	---------------	------	-----	----------	----------	---------	---------	-----

R6 - PHRF 1 Fleet - June 11, 2011 at**Start: Start 1, Finishes: Finish time**

Fleet	Boat	Class	SailNo	HelmName	Club	PHRFTOT	Start	Finish	Elapsed	Corrected	Points
PHRF 1	Melaque	Custom 29	11	Alistair Elliott	CFSA	150	10.15.00	11.13.39	0.58.39	0.56.54	1.0
PHRF 1	White Wave	Mega 30	64215	Jon Richardson	CFSA	162	10.15.00	11.16.54	1.01.54	0.59.00	2.0
PHRF 1	Feisty	Martin 24-1	49339	Pauline Haines	CFSA	189	10.15.00	11.21.14	1.06.14	1.00.43	3.0
PHRF 1	Animal	Andrews 26	87912	Giacomo Spearing	CFSA	150	10.15.00	11.18.05	1.03.05	1.01.12	4.0
PHRF 1	Ducati	Kirby 25	34989	Antony Zegers	CFSA	186	10.15.00	11.23.44	1.08.44	1.03.17	5.0

R7 - PHRF 1 Fleet - June 11, 2011 at**Start: Start 1, Finishes: Finish time**

Fleet	Boat	Class	SailNo	HelmName	Club	PHRFTOT	Start	Finish	Elapsed	Corrected	Points
PHRF 1	Melaque	Custom 29	11	Alistair Elliott	CFSA	150	12.16.34	13.06.02	0.49.28	0.47.59	1.0
PHRF 1	Feisty	Martin 24-1	49339	Pauline Haines	CFSA	189	12.16.34	13.10.23	0.53.49	0.49.20	2.0
PHRF 1	White Wave	Mega 30	64215	Jon Richardson	CFSA	162	12.16.34	13.08.24	0.51.50	0.49.24	3.0
PHRF 1	Animal	Andrews 26	87912	Giacomo Spearing	CFSA	150	12.16.34	13.08.08	0.51.34	0.50.02	4.0
PHRF 1	Ducati	Kirby 25	34989	Antony Zegers	CFSA	186	12.16.34	13.15.03	0.58.29	0.53.51	5.0

R8 - PHRF 1 Fleet - June 11, 2011 at**Start: Start 1, Finishes: Finish time**

Fleet	Boat	Class	SailNo	HelmName	Club	PHRFTOT	Start	Finish	Elapsed	Corrected	Points
PHRF 1	Melaque	Custom 29	11	Alistair Elliott	CFSA	150	13.26.12	13.59.20	0.33.08	0.32.09	1.0
PHRF 1	Feisty	Martin 24-1	49339	Pauline Haines	CFSA	189	13.26.12	14.01.17	0.35.05	0.32.10	2.0
PHRF 1	Animal	Andrews 26	87912	Giacomo Spearing	CFSA	150	13.26.12	14.00.11	0.33.59	0.32.58	3.0
PHRF 1	Ducati	Kirby 25	34989	Antony Zegers	CFSA	186	13.26.12	14.02.38	0.36.26	0.33.33	4.0
PHRF 1	White Wave	Mega 30	64215	Jon Richardson	CFSA	162	13.26.12	14.01.54	0.35.42	0.34.01	5.0

R1 - PHRF 2 Fleet - June 11, 2011 at**Start: Start 2, Finishes: Finish time**

Fleet	Boat	Class	SailNo	HelmName	Club	PHRFTOT	Start	Finish	Elapsed	Corrected	Points
-------	------	-------	--------	----------	------	---------	-------	--------	---------	-----------	--------

PHRF 2	Ghost Dancer	San Juan 24	1033	Larry McFadden	RVYC	228	10.20.00	11.19.39	0.59.39	0.51.50	1.0
PHRF 2	Compromise	Newport 27s	29809	Glen Shippam	CFSA	207	10.20.00	11.23.39	1.03.39	0.56.55	2.0
PHRF 2	Orca	Sonar 23	441	Sergey Bolutenko	CFSA	204	10.20.00	11.25.48	1.05.48	0.59.04	3.0
PHRF 2	Bad Attitude	Shark 24	333	Ed Haines	CFSA	273	10.20.00	11.42.14	1.22.14	1.07.24	4.0

R2 - PHRF 2 Fleet - June 11, 2011 at**Start: Start 3, Finishes: Finish time**

Fleet	Boat	Class	SailNo	HelmName	Club	PHRFTOT	Start	Finish	Elapsed	Corrected	Points
PHRF 2	Ghost Dancer	San Juan 24	1033	Larry McFadden	RVYC	228	11.50.00	12.23.06	0.33.06	0.28.46	1.0
PHRF 2	Compromise	Newport 27s	29809	Glen Shippam	CFSA	207	11.50.00	12.24.42	0.34.42	0.31.01	2.0
PHRF 2	Orca	Sonar 23	441	Sergey Bolutenko	CFSA	204	11.50.00	12.26.45	0.36.45	0.33.00	3.0
PHRF 2	Bad Attitude	Shark 24	333	Ed Haines	CFSA	273	11.50.00	12.30.43	0.40.43	0.33.22	4.0

R3 - PHRF 2 Fleet - June 11, 2011 at**Start: Start 3, Finishes: Finish time**

Fleet	Boat	Class	SailNo	HelmName	Club	PHRFTOT	Start	Finish	Elapsed	Corrected	Points
PHRF 2	Ghost Dancer	San Juan 24	1033	Larry McFadden	RVYC	228	12.48.32	13.23.18	0.34.46	0.30.13	1.0
PHRF 2	Orca	Sonar 23	441	Sergey Bolutenko	CFSA	204	12.48.32	13.25.45	0.37.13	0.33.25	2.0
PHRF 2	Compromise	Newport 27s	29809	Glen Shippam	CFSA	207	12.48.32	13.26.06	0.37.34	0.33.35	3.0
PHRF 2	Bad Attitude	Shark 24	333	Ed Haines	CFSA	273	12.48.32	13.29.49	0.41.17	0.33.50	4.0

R4 - PHRF 2 Fleet - June 11, 2011 at**Start: Start 2, Finishes: Finish time**

Fleet	Boat	Class	SailNo	HelmName	Club	PHRFTOT	Start	Finish	Elapsed	Corrected	Points
PHRF 2	Ghost Dancer	San Juan 24	1033	Larry McFadden	RVYC	228	13.43.46	14.26.37	0.42.51	0.37.14	1.0
PHRF 2	Compromise	Newport 27s	29809	Glen Shippam	CFSA	207	13.43.46	14.30.17	0.46.31	0.41.35	2.0
PHRF 2	Orca	Sonar 23	441	Sergey Bolutenko	CFSA	204	13.43.46	14.31.06	0.47.20	0.42.30	3.0
PHRF 2	Bad Attitude	Shark 24	333	Ed Haines	CFSA	273	13.43.46	14.38.25	0.54.39	0.44.48	4.0

R5 - PHRF 2 Fleet - June 11, 2011 at**Start: Start 2, Finishes: Finish time**

Fleet	Boat	Class	SailNo	HelmName	Club	PHRFTOT	Start	Finish	Elapsed	Corrected	Points
-------	------	-------	--------	----------	------	---------	-------	--------	---------	-----------	--------

PHRF 2	Ghost Dancer	San Juan 24	1033	Larry McFadden	RVYC	228	14.48.33	15.24.11	0.35.38	0.30.58	1.0
PHRF 2	Compromise	Newport 27s	29809	Glen Shippam	CFSA	207	14.48.33	15.28.22	0.39.49	0.35.36	2.0
PHRF 2	Bad Attitude	Shark 24	333	Ed Haines	CFSA	273	14.48.33	15.34.02	0.45.29	0.37.17	3.0
PHRF 2	Orca	Sonar 23	441	Sergey Bolutenko	CFSA	204	14.48.33	15.31.06	0.42.33	0.38.12	4.0

R6 - PHRF 2 Fleet - June 11, 2011 at**Start: Start 2, Finishes: Finish time**

Fleet	Boat	Class	SailNo	HelmName	Club	PHRFTOT	Start	Finish	Elapsed	Corrected	Points
PHRF 2	Ghost Dancer	San Juan 24	1033	Larry McFadden	RVYC	228	10.20.00	11.09.25	0.49.25	0.42.57	1.0
PHRF 2	Compromise	Newport 27s	29809	Glen Shippam	CFSA	207	10.20.00	11.12.45	0.52.45	0.47.10	2.0
PHRF 2	Orca	Sonar 23	441	Sergey Bolutenko	CFSA	204	10.20.00	11.17.06	0.57.06	0.51.16	3.0
PHRF 2	Bad Attitude	Shark 24	333	Ed Haines	CFSA	273	10.20.00	11.26.55	1.06.55	0.54.51	4.0
PHRF 2	Dreamer	Oday25	5	Neil Porter	CFSA	264	10.20.00	11.36.42	1.16.42	1.03.35	5.0

R7 - PHRF 2 Fleet - June 11, 2011 at**Start: Start 2, Finishes: Finish time**

Fleet	Boat	Class	SailNo	HelmName	Club	PHRFTOT	Start	Finish	Elapsed	Corrected	Points
PHRF 2	Ghost Dancer	San Juan 24	1033	Larry McFadden	RVYC	228	12.21.34	13.05.24	0.43.50	0.38.05	1.0
PHRF 2	Compromise	Newport 27s	29809	Glen Shippam	CFSA	207	12.21.34	13.05.01	0.43.27	0.38.51	2.0
PHRF 2	Bad Attitude	Shark 24	333	Ed Haines	CFSA	273	12.21.34	13.09.27	0.47.53	0.39.15	3.0
PHRF 2	Dreamer	Oday25	5	Neil Porter	CFSA	264	12.21.34	13.13.47	0.52.13	0.43.18	4.0
PHRF 2	Orca	Sonar 23	441	Sergey Bolutenko	CFSA	204			DNF		6.0

R8 - PHRF 2 Fleet - June 11, 2011 at**Start: Start 2, Finishes: Finish time**

Fleet	Boat	Class	SailNo	HelmName	Club	PHRFTOT	Start	Finish	Elapsed	Corrected	Points
PHRF 2	Ghost Dancer	San Juan 24	1033	Larry McFadden	RVYC	228	13.21.12	13.49.22	0.28.10	0.24.29	1.0
PHRF 2	Bad Attitude	Shark 24	333	Ed Haines	CFSA	273	13.21.12	13.52.15	0.31.03	0.25.27	2.0
PHRF 2	Compromise	Newport 27s	29809	Glen Shippam	CFSA	207	13.21.12	13.50.41	0.29.29	0.26.22	3.0
PHRF 2	Orca	Sonar 23	441	Sergey Bolutenko	CFSA	204	13.21.12	13.50.38	0.29.26	0.26.25	4.0
PHRF 2	Dreamer	Oday25	5	Neil Porter	CFSA	264	13.21.12	13.55.24	0.34.12	0.28.21	5.0

<http://cfsa.shawbiz.ca>
cfsa@cfsa.shawbiz.ca

Sailwave Scoring Software 2.02 build 6
www.sailwave.com

<http://cfsa.shawbiz.ca>
fleet@cfsa.shawbiz.ca

venue burgee

"D" Series 2011

event burgee

CFSA Esquimalt**Preliminary Results****Div 1 Fleet**

Sailed: 6, Discards: 1, To count: 5, Ratings: PHRF TOT, Entries: 11, Scoring system: Default scoring system

Fleet	Boat	Class	SailNo	HelmName	PHRF TOT	D1	D2	D3	D4	D5	D6	Total	Nett	Rank
						15Jun2011	22Jun2011	29Jun2011	06Jul2011	13Jul2011	20Jul2011			
Div 1	White Wave	Mega 30	64215	Jon Richardson	162	1.3 RC	1.0	(4.0)	2.0	1.0	1.0	10.3	6.3	1st
Div 1	Wild Oats	C & C 30	34777	Bill Brekelmans	189	1.0	(12.0 DNC)	5.0	4.0	3.0 RC	2.0	27.0	15.0	2nd
Div 1	XS	Hotfoot 30	29919	Colin Nichols	117	(12.0 DNC)	12.0 DNC	1.0	1.0	2.0	12.0 DNC	40.0	28.0	3rd
Div 1	Ducati	Kirby 25	34989	Antony Zegers	186	(12.0 DNC)	2.0	3.0	5.0	12.0 DNC	12.0 DNC	46.0	34.0	4th
Div 1	Limelight	J30	22730	Marty Vachon	144	(12.0 DNC)	12.0 DNC	12.0 DNC	8.0	4.0	4.0	52.0	40.0	5th
Div 1	Sisu	San Juan 28	77709	Dave McKellar	194	(12.0 DNC)	12.0 DNC	12.0 DNC	7.0	5.0	5.0	53.0	41.0	6th
Div 1	Melaque	Custom 30	11	Alistair Elliot	150	(12.0 DNC)	12.0 DNC	12.0 DNC	3.0	3.0	12.0 DNC	54.0	42.0	7th
Div 1	White Pearl	Mirage 35	35	Barry White	177	(12.0 DNC)	12.0 DNC	6.0	6.0	10.0 DSQ	9.0 DSQ	55.0	43.0	8th
Div 1	Farr Out	Farr 914	49173	Michael Beattie	165	(12.0 DNC)	12.0 DNC	12.0 DNC	12.0 DNC	7.0	3.0	58.0	46.0	9th
Div 1	Limbo	Outlaw 33	29693	Paul Jensen	159	(12.0 DNC)	12.0 DNC	2.0	12.0 DNC	12.0 DNC	9.5 RC	59.5	47.5	10th
Div 1	Dream Catcher	Catalina 32	153	Marc Dumais	159	(12.0 DNC)	12.0 DNC	12.0 DNC	12.0 DNC	6.0	6.0	60.0	48.0	11th

Div 2 Fleet

Sailed: 6, Discards: 1, To count: 5, Ratings: PHRF TOT, Entries: 9, Scoring system: Default scoring system

Fleet	Boat	Class	SailNo	HelmName	PHRF TOT	D1	D2	D3	D4	D5	D6	Total	Nett	Rank
						15Jun2011	22Jun2011	29Jun2011	06Jul2011	13Jul2011	20Jul2011			
Div 2	Orca	Sonar 23	410	CFSA-various	204	2.0	5.0 DNF	1.0	1.0	1.0	(10.0 dnc)	20.0	10.0	1st
Div 2	Pitoraq	Windward 30	798	Graham Heath	201	(4.0)	1.0	2.0	3.0	4.0	4.0	18.0	14.0	2nd
Div 2	Bad Attitude	Shark	333	Ed Haines	252	3.0	(10.0 DNC)	3.0	4.0	2.0	2.0	24.0	14.0	3rd
Div 2	Compromise	Newport 27s	29809	Glen Shippam	207	1.0	5.0 DNF	4.8 RC	(10.0 DNC)	10.0 DNC	3.0	33.8	23.8	4th
Div 2	Oi	Sonar 23	23	DSA	204	(10.0 DNC)	2.0	10.0 DNC	2.0	10.0 DNC	1.0	35.0	25.0	5th
Div 2	Dreamer	O'Day 25	25	Neil Porter	240	(10.0 DNC)	10.0 DNC	4.0	6.8 RC	3.0	10.0 DNC	43.8	33.8	6th
Div 2	Panache	San Juan 26	13	Bill Macdonald	219	(10.0 DNC)	10.0 DNC	10.0 DNC	10.0 DNC	5.0	10.0 DNC	55.0	45.0	7th
Div 2	Circles	Grampian 26	878	Will Nestling	258	(10.0 DNC)	10.0 DNC	10.0 DNC	10.0 DNC	10.0 DNC	5.0	55.0	45.0	7th
Div 2	Vivace	C&C 24	24	Jack Tillmans	253	(10.0 DNC)	10.0 DNC	10.0 DNC	10.0 DNC	10.0 DNC	6.0	56.0	46.0	9th

Div 3 Fleet

Sailed: 0, Discards: 0, To count: 0, Ratings: PHRF TOT, Entries: 0, Scoring system: Default scoring system

Fleet Boat Class SailNo HelmName PHRF TOT Total Nett Rank

D1 - Div 1 Fleet - 15Jun2011 at

Start: Start 1, Finishes: Finish time, Time: 18:30

Fleet	Boat	Class	SailNo	HelmName	PHRFTOT	Start	Finish	Elapsed	Corrected	Points	Rank
Div 1	Wild Oats	C & C 30	34777	Bill Brekelmans	189	18:30	18:57:54	0:27:54	0:25:35	1.0	1
Div 1	White Wave	Mega 30	64215	Jon Richardson	162			RC		1.3	2

D2 - Div 1 Fleet - 22Jun2011 at

Start: Start 1, Finishes: Elapsed time, Time: 18:30

Fleet	Boat	Class	SailNo	HelmName	PHRFTOT	Start	Finish	Elapsed	Corrected	Points	Rank
Div 1	White Wave	Mega 30	64215	Jon Richardson	162			53.05	0:50:36	1.0	1
Div 1	Ducati	Kirby 25	34989	Antony Zegers	186			1:07:34	1:02:12	2.0	2

D3 - Div 1 Fleet - 29Jun2011 at

Start: Start 1, Finishes: Finish time, Time: 18:30

Fleet	Boat	Class	SailNo	HelmName	PHRFTOT	Start	Finish	Elapsed	Corrected	Points	Rank
Div 1	XS	Hotfoot 30	29919	Colin Nichols	117	18:30	19:21:36	0:51:36	0:52:39	1.0	1
Div 1	Limbo	Outlaw 33	29693	Paul Jensen	159	18:30	19:28:05	0:58:05	0:55:36	2.0	2
Div 1	Ducati	Kirby 25	34989	Antony Zegers	186	18:30	19:30:44	1:00:44	0:55:55	3.0	3
Div 1	White Wave	Mega 30	64215	Jon Richardson	162	18:30	19:31:01	1:01:01	0:58:09	4.0	4
Div 1	Wild Oats	C & C 30	34777	Bill Brekelmans	189	18:30	19:33:46	1:03:46	0:58:28	5.0	5
Div 1	White Pearl	Mirage 35	35	Barry White	177	18:30	19:39:08	1:09:08	1:04:28	6.0	6

D4 - Div 1 Fleet - 06Jul2011 at

Start: Start 1, Finishes: Finish time, Time: 18:30

Fleet	Boat	Class	SailNo	HelmName	PHRFTOT	Start	Finish	Elapsed	Corrected	Points	Rank
Div 1	XS	Hotfoot 30	29919	Colin Nichols	117	18:30	19:49:34	1:19:34	1:21:11	1.0	1
Div 1	White Wave	Mega 30	64215	Jon Richardson	162	18:30	19:56:13	1:26:13	1:22:10	2.0	2
Div 1	Melaque	Custom 30	11	Alistair Elliot	150	18:30	19:57:51	1:27:51	1:25:14	3.0	3
Div 1	Wild Oats	C & C 30	34777	Bill Brekelmans	189	18:30	20:04:41	1:34:41	1:26:48	4.0	4
Div 1	Ducati	Kirby 25	34989	Antony Zegers	186	18:30	20:04:33	1:34:33	1:27:03	5.0	5
Div 1	White Pearl	Mirage 35	35	Barry White	177	18:30	20:04:11	1:34:11	1:27:50	6.0	6
Div 1	Sisu	San Juan 28	77709	Dave McKellar	194	18:30	20:08:58	1:38:58	1:30:06	7.0	7
Div 1	Limelight	J30	22730	Marty Vachon	144	18:30	20:11:37	1:41:37	1:39:28	8.0	8

D5 - Div 1 Fleet - 13Jul2011 at

Start: Start 1, Finishes: Finish time, Time: 18:30

Fleet	Boat	Class	SailNo	HelmName	PHRFTOT	Start	Finish	Elapsed	Corrected	Points	Rank
Div 1	White Wave	Mega 30	64215	Jon Richardson	162	18:30	19:39:59	1:09:59	1:06:42	1.0	1
Div 1	XS	Hotfoot 30	29919	Colin Nichols	117	18:30	19:35:28	1:05:28	1:06:48	2.0	2
Div 1	Wild Oats	C & C 30	34777	Bill Brekelmans	189			RC		3.0	3
Div 1	Melaque	Custom 30	11	Alistair Elliot	150	18:30	19:42:06	1:12:06	1:09:57	3.0	3
Div 1	Limelight	J30	22730	Marty Vachon	144	18:30	19:46:29	1:16:29	1:14:52	4.0	5
Div 1	Sisu	San Juan 28	77709	Dave McKellar	194	18:30	19:56:07	1:26:07	1:18:24	5.0	6
Div 1	Dream Catcher	Catalina 32	153	Marc Dumais	159	18:30	19:58:18	1:28:18	1:24:32	6.0	7
Div 1	Farr Out	Farr 914	49173	Michael Beattie	165	18:30	20:00:48	1:30:48	1:26:10	7.0	8
Div 1	White Pearl	Mirage 35	35	Barry White	177	18:30	19:46:56	DSQ		10.0	9

D6 - Div 1 Fleet - 20Jul2011 at

Start: Start 1, Finishes: Finish time, Time: 18:35

Fleet	Boat	Class	SailNo	HelmName	PHRFTOT	Start	Finish	Elapsed	Corrected	Points	Rank
Div 1	White Wave	Mega 30	64215	Jon Richardson	162	18:35	19:31:47	0:56:47	0:54:07	1.0	1

Div 1	Wild Oats	C & C 30	34777	Bill Brekelmans	189	18:35	19.39.04	1:04:04	0:58:44	2.0	2
Div 1	Farr Out	Farr 914	49173	Michael Beattie	165	18:35	19.40.08	1:05:08	1:01:48	3.0	3
Div 1	Limelight	J30	22730	Marty Vachon	144	18:35	19.38.29	1:03:29	1:02:09	4.0	4
Div 1	Sisu	San Juan 28	77709	Dave McKellar	194	18:35	19.43.20	1:08:20	1:02:12	5.0	5
Div 1	Dream Catcher	Catalina 32	153	Marc Dumais	159	18:35	19.40.07	1:05:07	1:02:20	6.0	6
Div 1	White Pearl	Mirage 35	35	Barry White	177	18:35	19.39.25	DSQ		9.0	7
Div 1	Limbo	Outlaw 33	29693	Paul Jensen	159			RC		9.5	8

D1 - Div 2 Fleet - 15Jun2011 at

Start: Start 2, Finishes: Finish time, Time: 18:35

Fleet	Boat	Class	SailNo	HelmName	PHRFTOT	Start	Finish	Elapsed	Corrected	Points	Rank
Div 2	Compromise	Newport 27s	29809	Glen Shippam	207	18:35	19.05.35	0:30:35	0:27:21	1.0	1
Div 2	Orca	Sonar 23	410	CFSA-various	204	18:35	19.05.56	0:30:56	0:27:46	2.0	2
Div 2	Bad Attitude	Shark	333	Ed Haines	252	18:35	19.08.34	0:33:34	0:28:16	3.0	3
Div 2	Pitoraq	Windward 30	798	Graham Heath	201	18:35	19.07.21	0:32:21	0:29:10	4.0	4

D2 - Div 2 Fleet - 22Jun2011 at

Start: Start 2, Finishes: Elapsed time, Time: 18:35

Fleet	Boat	Class	SailNo	HelmName	PHRFTOT	Start	Finish	Elapsed	Corrected	Points	Rank
Div 2	Pitoraq	Windward 30	798	Graham Heath	201			40.21	0.36.23	1.0	1
Div 2	Oi	Sonar 23	23	DSA	204			43.05	0.38.41	2.0	2
Div 2	Orca	Sonar 23	410	CFSA-various	204			DNF		5.0	3
Div 2	Compromise	Newport 27s	29809	Glen Shippam	207			DNF		5.0	3

D3 - Div 2 Fleet - 29Jun2011 at

Start: Start 2, Finishes: Finish time, Time: 18:35

Fleet	Boat	Class	SailNo	HelmName	PHRFTOT	Start	Finish	Elapsed	Corrected	Points	Rank
Div 2	Orca	Sonar 23	410	CFSA-various	204	18:35	19:21:41	0:46:41	0:41:55	1.0	1
Div 2	Pitoraq	Windward 30	798	Graham Heath	200	18:35	19:23:45	0:48:45	0:44:01	2.0	2
Div 2	Bad Attitude	Shark	333	Ed Haines	252	18:35	19:36:45	1:01:45	0:51:59	3.0	3
Div 2	Dreamer	O'Day 25	25	Neil Porter	240	18:35	19:37:49	1:02:49	0:53:43	4.0	4
Div 2	Compromise	Newport 27s	29809	Glen Shippam	207			RC		4.8	5

D4 - Div 2 Fleet - 06Jul2011 at

Start: Start 2, Finishes: Finish time, Time: 18:39

Fleet	Boat	Class	SailNo	HelmName	PHRFTOT	Start	Finish	Elapsed	Corrected	Points	Rank
Div 2	Orca	Sonar 23	410	CFSA-various	204	18:39	19.41.43	1:02:43	0:56:18	1.0	1
Div 2	Oi	Sonar 23	23	DSA	204	18:39	19.42.24	1:03:24	0:56:55	2.0	2
Div 2	Pitoraq	Windward 30	798	Graham Heath	200	18:39	19.43.21	1:04:21	0:58:06	3.0	3
Div 2	Bad Attitude	Shark	333	Ed Haines	252	18:39	19.57.40	1:18:40	1:06:14	4.0	4
Div 2	Dreamer	O'Day 25	25	Neil Porter	240			RC		6.8	5

D5 - Div 2 Fleet - 13Jul2011 at

Start: Start 2, Finishes: Finish time, Time: 18:35

Fleet	Boat	Class	SailNo	HelmName	PHRFTOT	Start	Finish	Elapsed	Corrected	Points	Rank
Div 2	Orca	Sonar 23	410	CFSA-various	204	18:35	19.54.19	1:19:19	1:11:13	1.0	1
Div 2	Bad Attitude	Shark	333	Ed Haines	285	18:35	20.13.36	1:38:36	1:19:37	2.0	2
Div 2	Dreamer	O'Day 25	25	Neil Porter	240	18:35	20.15.05	1:40:05	1:25:36	3.0	3
Div 2	Pitoraq	Windward 30	798	Graham Heath	200	18:35	20.15.44	1:40:44	1:30:56	4.0	4

Div 2 Panache San Juan 26 13 Bill Macdonald 219 18:35 20:19.40 1:44:40 1:32:04 5.0 5

D6 - Div 2 Fleet - 20Jul2011 at

Start: Start 2, Finishes: Finish time, Time: 18:40

Fleet	Boat	Class	SailNo	HelmName	PHRFTOT	Start	Finish	Elapsed	Corrected	Points	Rank
Div 2	Oi	Sonar 23	23	DSA	204	18:40	19.44.02	1:04:02	0:57:29	1.0	1
Div 2	Bad Attitude	Shark	333	Ed Haines	285	18:40	19.52.55	1:12:55	0:58:53	2.0	2
Div 2	Compromise	Newport 27s	29809	Glen Shippam	207	18:40	19.47.40	1:07:40	1:00:30	3.0	3
Div 2	Pitoraq	Windward 30	798	Graham Heath	200	18:40	19.47.02	1:07:02	1:00:31	4.0	4
Div 2	Circles	Grampian 26	878	Will Nesling	258	18:40	19.56.07	1:16:07	1:03:36	5.0	5
Div 2	Vivace	C&C 24	24	Jack Tillmans	253	18:40	19.58.08	1:18:08	1:05:42	6.0	6

D1 - Div 3 Fleet - 15Jun2011 at

Fleet Boat Class SailNo HelmName PHRFTOT Place Points Rank

D2 - Div 3 Fleet - 22Jun2011 at

Fleet Boat Class SailNo HelmName PHRFTOT Place Points Rank

D3 - Div 3 Fleet - 29Jun2011 at

Fleet Boat Class SailNo HelmName PHRFTOT Place Points Rank

D4 - Div 3 Fleet - 06Jul2011 at

Fleet Boat Class SailNo HelmName PHRFTOT Place Points Rank

D5 - Div 3 Fleet - 13Jul2011 at

Fleet Boat Class SailNo HelmName PHRFTOT Place Points Rank

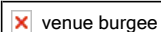
D6 - Div 3 Fleet - 20Jul2011 at

Fleet Boat Class SailNo HelmName PHRFTOT Place Points Rank

<http://cfsa.wordpress.com/fleet@cfsa.shawbiz.ca>

Sailwave Scoring Software 2.02 build 6
www.sailwave.com

<http://cfsa.wordpress.com/fleet@cfsa.shawbiz.ca>


"E" Series 2011**CFSA Esquimalt****Preliminary Results****Div 1 Fleet**

Sailed: 7, Discards: 1, To count: 6, Ratings: PHRFOT, Entries: 10, Scoring system: Default scoring system

Fleet	Boat	Class	SailNo	HelmName	PHRFOT	E1	E2	E3	E5	E6	E7	E8	Total	Nett
						18Sep2011	18Sep2011	25Sep2011	23Oct2011	23Oct2011	30Oct2011	30Oct2011		
Div 1	White Wave	Mega 30	64215	Jon Richardson	162	3.0	1.0	2.0	2.0	1.0	1.0	(6.0 DNF)	16.0	10.0
Div 1	Feisty	Martin 24-1	49339	Pauline Haines	189	(4.0)	4.0	1.0	1.0	2.0	2.0 RC	2.0 RC	16.0	12.0
Div 1	White Pearl	Mirage 35	35	Barry White	159	3.5 rc	3.5 RC	(11.0 DNC)	4.0	4.0	4.0	2.0	32.0	21.0
Div 1	Wild Oats	C & C 30	34777	Bill Brekelmans	189	6.0	(8.0)	3.0	5.0	6.0	3.0	3.0	34.0	26.0
Div 1	Limbo	Outlaw 33	29693	Paul Jensen	159	7.0	6.0	(11.0 DNC)	6.0	5.0	2.0	1.0	38.0	27.0
Div 1	Sisu	San Juan 28	77709	Dave McKellar	194	5.0	5.0	5.0	3.0	3.0	(11.0 DNC)	11.0 DNC	43.0	32.0
Div 1	Farr Out	Farr 914	49173	Michael Beattie	165	(8.0)	7.0	4.0	7.0	6.0	5.0	4.0	41.0	33.0
Div 1	Melaque	Custom 30	11	Alistair Elliot	150	1.0	2.0	(11.0 DNC)	6.3 RC	6.3 RC	11.0 DNC	11.0 DNC	48.6	37.6
Div 1	XS	Hotfoot 30	29919	Colin Nichols	117	2.0	3.0	6.0	(11.0 DNC)	11.0 DNC	11.0 DNC	11.0 DNC	55.0	44.0
Div 1	Limelight	J30	22730	Marty Vachon	144	(11.0 DNC)	11.0 DNC	11.0 RC	11.0 DNC	11.0 DNC	11.0 DNC	11.0 DNC	77.0	66.0

Div 2 Fleet

Sailed: 7, Discards: 1, To count: 6, Ratings: PHRFOT, Entries: 10, Scoring system: Default scoring system

Fleet	Boat	Class	SailNo	HelmName	PHRFOT	E1	E2	E3	E5	E6	E7	E8	Total	Nett
						18Sep2011	18Sep2011	25Sep2011	23Oct2011	23Oct2011	30Oct2011	30Oct2011		
Div 2	Bad Attitude	Shark	333	Ed Haines	252	1.0	3.0	3.0	(10.0 dnf)	2.0	2.3 RC	2.3 RC	23.6	13.6
Div 2	Oi	Sonar 23	23	DSA	204	2.0	2.0	6.0	(10.0 dnf)	6.0	5.0	1.0	32.0	22.0
Div 2	Pitoraq	Windward 30	798	Graham Heath	201	3.0	1.0	1.0	(10.0 dnf)	8.0	6.0	5.0	34.0	24.0
Div 2	Compromise	Newport 27s	29809	Glen Shippam	207	(11.0 DNC)	11.0 DNC	4.0	10.0 dnf	1.0	1.0	2.0	40.0	29.0
Div 2	Squirrel	C & C 25	19545	Kevin Greenwood	234	4.0	4.0	(11.0 DNC)	10.0 dnf	4.0	4.0	8.0 DNF	45.0	34.0
Div 2	Hilda Harris	Erickson 29	28619	John Pirquet	207	(11.0 DNC)	11.0 DNC	2.0	10.0 dnf	5.0	3.0	4.0	46.0	35.0
Div 2	Circles	Grampian 26	878	Will Nesling	258	(11.0 DNC)	11.0 DNC	11.0 DNC	10.0 dnf	3.0	2.0	3.0	51.0	40.0
Div 2	Dreamer	O'Day 25	25	Neil Porter	240	(11.0 DNC)	11.0 DNC	7.0	11.0 DNC	11.0 DNC	7.0	6.0	64.0	53.0
Div 2	Vivace	C&C 24	24	Jack Tillmans	253	(11.0 DNC)	11.0 DNC	5.0	10.0 dnf	7.0	11.0 DNC	11.0 DNC	66.0	55.0
Div 2	Maray	Tanzer 26	511	John Morrison	234	(11.0 DNC)	11.0 DNC	11.0 DNC	10.0 DNF	9.0	11.0 DNC	11.0 DNC	74.0	63.0

E1 - Div 1 Fleet - 18Sep2011 at

Start: Start 1, Finishes: Finish time, Time: 12:00

Fleet	Boat	Class	SailNo	HelmName	PHRFOT	Start	Finish	Elapsed	Corrected	Points
Div 1	Melaque	Custom 30	11	Alistair Elliot	150	12:00	13:29:46	1:29:46	1:27:05	1.0
Div 1	XS	Hotfoot 30	29919	Colin Nichols	117	12:00	13:26:32	1:26:32	1:28:18	2.0
Div 1	White Wave	Mega 30	64215	Jon Richardson	162	12:00	13:39:20	1:39:20	1:34:40	3.0
Div 1	White Pearl	Mirage 35	35	Barry White	159	12:00		rc		3.5
Div 1	Feisty	Martin 24-1	49339	Pauline Haines	189	12:00	13:46:07	1:46:07	1:37:17	4.0
Div 1	Sisu	San Juan 28	77709	Dave McKellar	194	12:00	13:47:49	1:47:49	1:38:09	5.0

Div 1	Wild Oats	C & C 30	34777	Bill Brekelmans	189	12:00	13.47.30	1:47:30	1:38:33	6.0
Div 1	Limbo	Outlaw 33	29693	Paul Jensen	159	12:00	13.43.17	1:43:17	1:38:52	7.0
Div 1	Farr Out	Farr 914	49173	Michael Beattie	165	12:00	13.49.42	1:49:42	1:44:06	8.0

E2 - Div 1 Fleet - 18Sep2011 at

Start: Start 1, Finishes: Finish time, Time: 14.00

Fleet	Boat	Class	SailNo	HelmName	PHRFOT	Start	Finish	Elapsed	Corrected	Points
Div 1	White Wave	Mega 30	64215	Jon Richardson	162	14.00	14.50.07	0.50.07	0.47.46	1.0
Div 1	Melaque	Custom 30	11	Alistair Elliot	150	14.00	14.49.35	0.49.35	0.48.06	2.0
Div 1	XS	Hotfoot 30	29919	Colin Nichols	117	14.00	14.48.28	0.48.28	0.49.27	3.0
Div 1	White Pearl	Mirage 35	35	Barry White	159			RC		3.5
Div 1	Feisty	Martin 24-1	49339	Pauline Haines	189	14.00	14.54.32	0.54.32	0.50.00	4.0
Div 1	Sisu	San Juan 28	77709	Dave McKellar	194	14.00	14.56.38	0.56.38	0.51.33	5.0
Div 1	Limbo	Outlaw 33	29693	Paul Jensen	159	14.00	14.55.08	0.55.08	0.52.47	6.0
Div 1	Farr Out	Farr 914	49173	Michael Beattie	165	14.00	14.59.11	0.59.11	0.56.10	7.0
Div 1	Wild Oats	C & C 30	34777	Bill Brekelmans	189	14.00	15.02.25	1.02.25	0.57.13	8.0

E3 - Div 1 Fleet - 25Sep2011 at

Start: Start 1, Finishes: Finish time, Time: 12:05, Course: WL3, Wind dir: NW, Ave wind: 3

Fleet	Boat	Class	SailNo	HelmName	PHRFOT	Start	Finish	Elapsed	Corrected	Points
Div 1	Feisty	Martin 24-1	49339	Pauline Haines	189	12:05	12:48:00	0:43:00	0:39:25	1.0
Div 1	White Wave	Mega 30	64215	Jon Richardson	162	12:05	12.46.58	0:41:58	0:40:00	2.0
Div 1	Wild Oats	C & C 30	34777	Bill Brekelmans	189	12:05	12.48.49	0:43:49	0:40:10	3.0
Div 1	Farr Out	Farr 914	49173	Michael Beattie	165	12:05	12.50.48	0:45:48	0:43:28	4.0
Div 1	Sisu	San Juan 28	77709	Dave McKellar	194	12:05	12.52.52	0:47:52	0:43:35	5.0
Div 1	XS	Hotfoot 30	29919	Colin Nichols	117	12:05	12:47:50	0:42:50	0:43:42	6.0
Div 1	Limelight	J30	22730	Marty Vachon	144			RC		11.0

E5 - Div 1 Fleet - 23Oct2011 at

Start: Start 1, Finishes: Finish time, Time: 12:00

Fleet	Boat	Class	SailNo	HelmName	PHRFOT	Start	Finish	Elapsed	Corrected	Points
Div 1	Feisty	Martin 24-1	49339	Pauline Haines	189	12:00	13.31.26	1:31:26	1:23:49	1.0
Div 1	White Wave	Mega 30	64215	Jon Richardson	162	12:00	13.29.18	1:29:18	1:25:07	2.0
Div 1	Sisu	San Juan 28	77709	Dave McKellar	194	12:00	13.40.43	1:40:43	1:31:41	3.0
Div 1	White Pearl	Mirage 35	35	Barry White	159	12:00	13.45.42	1:45:42	1:41:11	4.0
Div 1	Wild Oats	C & C 30	34777	Bill Brekelmans	189	12:00	13.52.06	1:52:06	1:42:46	5.0
Div 1	Limbo	Outlaw 33	29693	Paul Jensen	159	12:00	13.48.58	1:48:58	1:44:19	6.0
Div 1	Melaque	Custom 30	11	Alistair Elliot	150			RC		6.3
Div 1	Farr Out	Farr 914	49173	Michael Beattie	165	12:00	13.51.57	1:51:57	1:46:14	7.0

E6 - Div 1 Fleet - 23Oct2011 at

Start: Start 1, Finishes: Finish time, Time: 13.59.00

Fleet	Boat	Class	SailNo	HelmName	PHRFOT	Start	Finish	Elapsed	Corrected	Points
Div 1	White Wave	Mega 30	64215	Jon Richardson	162	13.59.00	14.38.26	0.39.26	0.37.35	1.0
Div 1	Feisty	Martin 24-1	49339	Pauline Haines	189	13.59.00	14.42.17	0.43.17	0.39.41	2.0
Div 1	Sisu	San Juan 28	77709	Dave McKellar	194	13.59.00	14.43.12	0.44.12	0.40.14	3.0
Div 1	White Pearl	Mirage 35	35	Barry White	159	13.59.00	14.43.35	0.44.35	0.42.41	4.0
Div 1	Limbo	Outlaw 33	29693	Paul Jensen	159	13.59.00	14.45.01	0.46.01	0.44.03	5.0
Div 1	Wild Oats	C & C 30	34777	Bill Brekelmans	189	13.59.00	14.47.42	0.48.42	0.44.39	6.0
Div 1	Farr Out	Farr 914	49173	Michael Beattie	165	13.59.00	14.46.03	0.47.03	0.44.39	6.0
Div 1	Melaque	Custom 30	11	Alistair Elliot	150			RC		6.3

E7 - Div 1 Fleet - 30Oct2011 at**Start: Start 1, Finishes: Finish time, Time: 12:07.45**

Fleet	Boat	Class	SailNo	HelmName	PHRFTOT	Start	Finish	Elapsed	Corrected	Points
Div 1	White Wave	Mega 30	64215	Jon Richardson	162	12:07.45	12:59.10	0:52:10	0:49:43	1.0
Div 1	Feisty	Martin 24-1	49339	Pauline Haines	189				RC	2.0
Div 1	Limbo	Outlaw 33	29693	Paul Jensen	159	12:07.45	13:00.14	0:53:14	0:50:58	2.0
Div 1	Wild Oats	C & C 30	34777	Bill Brekelmans	189	12:07.45	13:04.35	0:57:35	0:52:47	3.0
Div 1	White Pearl	Mirage 35	35	Barry White	159	12:07.45	13:02.41	0:55:41	0:53:18	4.0
Div 1	Farr Out	Farr 914	49173	Michael Beattie	165	12:07.45	13:04.26	0:57:26	0:54:30	5.0

E8 - Div 1 Fleet - 30Oct2011 at**Start: Start 1, Finishes: Finish time, Time: 13.30.33**

Fleet	Boat	Class	SailNo	HelmName	PHRFTOT	Start	Finish	Elapsed	Corrected	Points
Div 1	Limbo	Outlaw 33	29693	Paul Jensen	159	13.30.33	14.45.31	1.14.58	1.11.46	1.0
Div 1	Feisty	Martin 24-1	49339	Pauline Haines	189				RC	2.0
Div 1	White Pearl	Mirage 35	35	Barry White	159	13.30.33	14.49.09	1.18.36	1.15.15	2.0
Div 1	Wild Oats	C & C 30	34777	Bill Brekelmans	189	13.30.33	14.56.05	1.25.32	1.18.25	3.0
Div 1	Farr Out	Farr 914	49173	Michael Beattie	165	13.30.33	14.54.35	1.24.02	1.19.44	4.0
Div 1	White Wave	Mega 30	64215	Jon Richardson	162				DNF	6.0

E1 - Div 2 Fleet - 18Sep2011 at**Start: Start 2, Finishes: Finish time, Time: 12:05**

Fleet	Boat	Class	SailNo	HelmName	PHRFTOT	Start	Finish	Elapsed	Corrected	Points
Div 2	Bad Attitude	Shark	333	Ed Haines	252	12:05	13.18.06	1:13:06	1:01:33	1.0
Div 2	Oi	Sonar 23	23	DSA	204	12:05	13.14.58	1:09:58	1:02:49	2.0
Div 2	Pitoraq	Windward 30	798	Graham Heath	201	12:05	13.18.05	1:13:05	1:05:53	3.0
Div 2	Squirrel	C & C 25	19545	Kevin Greenwood	234	12:05	13.25.51	1:20:51	1:09:42	4.0

E2 - Div 2 Fleet - 18Sep2011 at**Start: Start 2, Finishes: Finish time, Time: 14.05**

Fleet	Boat	Class	SailNo	HelmName	PHRFTOT	Start	Finish	Elapsed	Corrected	Points
Div 2	Pitoraq	Windward 30	798	Graham Heath	201	14.05	15.01.09	0.56.09	0.50.37	1.0
Div 2	Oi	Sonar 23	23	DSA	204	14.05	15.01.24	0.56.24	0.50.38	2.0
Div 2	Bad Attitude	Shark	333	Ed Haines	252	14.05	15.06.03	1.01.03	0.51.24	3.0
Div 2	Squirrel	C & C 25	19545	Kevin Greenwood	234	14.05	15.08.56	1.03.56	0.55.07	4.0

E3 - Div 2 Fleet - 25Sep2011 at**Start: Start 2, Finishes: Finish time, Time: 12:10, Course: WL3, Wind dir: NW, Ave wind: 3**

Fleet	Boat	Class	SailNo	HelmName	PHRFTOT	Start	Finish	Elapsed	Corrected	Points
Div 2	Pitoraq	Windward 30	798	Graham Heath	201	12:10	12.52.20	0:42:20	0:38:10	1.0
Div 2	Hilda Harris	Erickson 29	28619	John Pirquet	207	12:10	12.53.58	0:43:58	0:39:19	2.0
Div 2	Bad Attitude	Shark	333	Ed Haines	252	12:10	12.57.42	0:47:42	0:40:10	3.0
Div 2	Compromise	Newport 27s	29809	Glen Shippam	207	12:10	12.55.26	0:45:26	0:40:37	4.0
Div 2	Vivace	C&C 24	24	Jack Tillmans	253	12:10	12.58.54	0:48:54	0:41:07	5.0
Div 2	Oi	Sonar 23	23	DSA	204	12:10	12.57.14	0:47:14	0:42:24	6.0
Div 2	Dreamer	O'Day 25	25	Neil Porter	240	12:10	13.15	1:05:00	0:55:36	7.0

E5 - Div 2 Fleet - 23Oct2011 at**Start: Start 2, Finishes: Finish time, Time: 12:05**

Fleet	Boat	Class	SailNo	HelmName	PHRFTOT	Place	Points
Div 2	Bad Attitude	Shark	333	Ed Haines	285	dnf	10.0
Div 2	Oi	Sonar 23	23	DSA	204	dnf	10.0
Div 2	Pitoraq	Windward 30	798	Graham Heath	201	dnf	10.0
Div 2	Compromise	Newport 27s	29809	Glen Shippam	207	dnf	10.0
Div 2	Squirrel	C & C 25	19545	Kevin Greenwood	234	dnf	10.0
Div 2	Hilda Harris	Erickson 29	28619	John Pirquet	207	dnf	10.0
Div 2	Circles	Grampian 26	878	Will Nesling	258	dnf	10.0
Div 2	Vivace	C&C 24	24	Jack Tillmans	253	dnf	10.0
Div 2	Maray	Tanzer 26	511	John Morrison	234	DNF	10.0

E6 - Div 2 Fleet - 23Oct2011 at

Start: Start 2, Finishes: Finish time, Time: 14.04.00

Fleet	Boat	Class	SailNo	HelmName	PHRFTOT	Start	Finish	Elapsed	Corrected	Points
Div 2	Compromise	Newport 27s	29809	Glen Shippam	207	14.04.00	14.46.17	0.42.17	0.37.48	1.0
Div 2	Bad Attitude	Shark	333	Ed Haines	252	14.04.00	14.50.44	0.46.44	0.39.21	2.0
Div 2	Circles	Grampian 26	878	Will Nesling	258	14.04.00	14.51.19	0.47.19	0.39.32	3.0
Div 2	Squirrel	C & C 25	19545	Kevin Greenwood	234	14.04.00	14.51.42	0.47.42	0.41.07	4.0
Div 2	Hilda Harris	Erickson 29	28619	John Pirquet	207	14.04.00	14.50.42	0.46.42	0.41.45	5.0
Div 2	Oi	Sonar 23	23	DSA	204	14.04.00	14.50.45	0.46.45	0.41.58	6.0
Div 2	Vivace	C&C 24	24	Jack Tillmans	253	14.04.00	14.55.19	0.51.19	0.43.09	7.0
Div 2	Pitoraq	Windward 30	798	Graham Heath	201	14.04.00	14.52.51	0.48.51	0.44.02	8.0
Div 2	Maray	Tanzer 26	511	John Morrison	234	14.04.00	15.01.59	0.57.59	0.49.59	9.0

E7 - Div 2 Fleet - 30Oct2011 at

Start: Start 2, Finishes: Finish time, Time: 12:12.45

Fleet	Boat	Class	SailNo	HelmName	PHRFTOT	Start	Finish	Elapsed	Corrected	Points
Div 2	Compromise	Newport 27s	29809	Glen Shippam	207	12:12.45	13.05.31	0:53:31	0:47:51	1.0
Div 2	Circles	Grampian 26	878	Will Nesling	258	12:12.45	13.10.24	0:58:24	0:48:48	2.0
Div 2	Bad Attitude	Shark	333	Ed Haines	252			RC		2.3
Div 2	Hilda Harris	Erickson 29	28619	John Pirquet	207	12:12.45	13.09.41	0:57:41	0:51:34	3.0
Div 2	Squirrel	C & C 25	19545	Kevin Greenwood	234	12:12.45	13.11.52	0:59:52	0:51:37	4.0
Div 2	Oi	Sonar 23	23	DSA	204	12:12.45	13.09.38	0:57:38	0:51:45	5.0
Div 2	Pitoraq	Windward 30	798	Graham Heath	201	12:12.45	13.09.50	0:57:50	0:52:08	6.0
Div 2	Dreamer	O'Day 25	25	Neil Porter	240	12:12.45	13.13.20	1:01:20	0:52:27	7.0

E8 - Div 2 Fleet - 30Oct2011 at

Start: Start 2, Finishes: Finish time, Time: 13.35.33

Fleet	Boat	Class	SailNo	HelmName	PHRFTOT	Start	Finish	Elapsed	Corrected	Points
Div 2	Oi	Sonar 23	23	DSA	204	13.35.33	14.35.44	1.00.11	0.54.02	1.0
Div 2	Compromise	Newport 27s	29809	Glen Shippam	207	13.35.33	14.37.00	1.01.27	0.54.56	2.0
Div 2	Bad Attitude	Shark	333	Ed Haines	252			RC		2.3
Div 2	Circles	Grampian 26	878	Will Nesling	258	13.35.33	14.43.45	1.08.12	0.56.59	3.0
Div 2	Hilda Harris	Erickson 29	28619	John Pirquet	207	13.35.33	14.40.33	1.05.00	0.58.07	4.0
Div 2	Pitoraq	Windward 30	798	Graham Heath	201	13.35.33	14.40.22	1.04.49	0.58.26	5.0
Div 2	Dreamer	O'Day 25	25	Neil Porter	240	13.35.33	14.50.16	1.14.43	1.03.54	6.0
Div 2	Squirrel	C & C 25	19545	Kevin Greenwood	234			DNF		8.0

 venue burgee
"F" Series 2011**CFSA Esquimalt****Preliminary Results****Div 1 Fleet**

Sailed: 4, Discards: 0, To count: 4, Ratings: PHRF TOT, Entries: 9, Scoring system: Default scoring system

Fleet	Boat	Class	SailNo	HelmName	PHRF TOT	F1	F2	F3	F4	Total	Nett	Rank
						13Nov2011	20Nov2011	27Nov2011	04Dec2011			
Div 1	Feisty	Martin 24 -1	49339	Pauline Haines	189	1.0	5.0	3.0	2.0	11.0	11.0	1st
Div 1	White Wave	Mega 30	64215	Jon Richardson	162	10.0 DNC	2.0	2.0	1.0	15.0	15.0	2nd
Div 1	Limbo	Outlaw 33	29693	Paul Jensen	159	2.0	4.0	1.0	10.0 DNC	17.0	17.0	3rd
Div 1	XS	Hotfoot 30	29919	Colin Nichols	117	10.0 DNC	1.0	4.0	3.0	18.0	18.0	4th
Div 1	Wild Oats	C & C 30	34777	Bill Brekelmans	189	3.0	6.0	5.0	4.0	18.0	18.0	5th
Div 1	Sisu	San Juan 28	77709	Dave McKellar	194	10.0 DNC	3.0	6.0	5.0	24.0	24.0	6th
Div 1	White Pearl	Mirage 35	35	Barry White	159	5.0	8.0	7.0	6.0	26.0	26.0	7th
Div 1	Ducati	Kirby 25	34989	Anthony Zegers	186	4.0	10.0 DNC	8.0 RC	10.0 DNC	32.0	32.0	8th
Div 1	Farr Out	Farr 914	49173	Michael Beattie	165	10.0 DNC	7.0	8.0	7.0	32.0	32.0	9th

Div 2 Fleet

Sailed: 4, Discards: 0, To count: 4, Ratings: PHRF TOT, Entries: 12, Scoring system: Default scoring system

Fleet	Boat	Class	SailNo	HelmName	PHRF TOT	F1	F2	F3	F4	Total	Nett	Rank
						13Nov2011	20Nov2011	27Nov2011	04Dec2011			
Div 2	Bad Attitude	Shark	333	Ed Haines	252	2.0	3.0	1.0	2.0	8.0	8.0	1st
Div 2	Hilda Harris	Erickson 29	28619	John Pirquet	207	3.0	2.0	7.0 RAF	1.0	13.0	13.0	2nd
Div 2	Pitoraq	Windward 30	798	Graham Heath	201	4.0	4.0	2.0	3.0	13.0	13.0	3rd
Div 2	Squirrel	C & C 25	19545	Kevin Greenwood	234	5.0	4.0 RC	3.0	4.0	16.0	16.0	4th
Div 2	Compromise	Newport 27s	29809	Glen Shippam	207	7.0 RC	1.0	7.0 DNF	13.0 DNC	28.0	28.0	5th
Div 2	Oi	Sonar 23	644	Dmitri Rossinski	204	1.0	13.0 DNC	7.0 DNF	13.0 DNC	34.0	34.0	6th
Div 2	Circles	Grampian 26	878	Will Nesling	258	13.0 DNC	5.0	13.0 DNC	10.3 RC	41.3	41.3	7th
Div 2	Maray	Tanzer 26	511	John Morrison	234	13.0 DNC	13.0 DNC	13.0 DNC	5.0	44.0	44.0	8th
Div 2	Dreamer	O'Day 25	25	Neil Porter	240	13.0 DNC	6.0	13.0 DNC	13.0 DNC	45.0	45.0	9th
Div 2	Panache	San Juan 26	13	Bill Macdonald	219	13.0 DNC	7.0	13.0 DNC	13.0 DNC	46.0	46.0	10th
Div 2	Teazer	Grampian 26	604	Ian Webster	261	13.0 DNC	10.0 DNF	13.0 DNC	13.0 DNC	49.0	49.0	11th

Div 2 Good Fight Irwin 28 39637 Don Leduc 255 13.0 DNC 10.0 DNF 13.0 DNC 13.0 DNC 49.0 49.0 11th

Div 3 Fleet

Sailed: 0, Discards: 0, To count: 0, Ratings: PHRFOT, Entries: 0, Scoring system: Default scoring system

Fleet Boat Class SailNo HelmName PHRFOT Total Nett Rank

F1 - Div 1 Fleet - 13Nov2011 at

Start: Start 1, Finishes: Finish time, Time: 12:00

Fleet	Boat	Class	SailNo	HelmName	PHRFOT	Start	Finish	Elapsed	Corrected	Points	Rank
Div 1	Feisty	Martin 24-1	49339	Pauline Haines	189	12:00	135623	1:56:23	1:46:42	1.0	1
Div 1	Limbo	Outlaw 33	29693	Paul Jensen	159	12:00	135501	1:55:01	1:50:06	2.0	2
Div 1	Wild Oats	C & C 30	34777	Bill Brekelmans	189	12:00	141038	2:10:38	1:59:46	3.0	3
Div 1	Ducati	Kirby 25	34989	Anthony Zegers	186	12:00	141249	2:12:49	2:02:17	4.0	4
Div 1	White Pearl	Mirage 35	35	Barry White	159	12:00	141157	2:11:57	2:06:19	5.0	5

F2 - Div 1 Fleet - 20Nov2011 at

Start: Start 1, Finishes: Finish time, Time: 12:00

Fleet	Boat	Class	SailNo	HelmName	PHRFOT	Start	Finish	Elapsed	Corrected	Points	Rank
Div 1	XS	Hotfoot 30	29919	Colin Nichols	117	12:00	133701	1:37:01	1:39:00	1.0	1
Div 1	White Wave	Mega 30	64215	Jon Richardson	162	12:00	134611	1:46:11	1:41:12	2.0	2
Div 1	Sisu	San Juan 28	77709	Dave McKellar	194	12:00	135302	1:53:02	1:42:54	3.0	3
Div 1	Limbo	Outlaw 33	29693	Paul Jensen	159	12:00	135157	1:51:57	1:47:10	4.0	4
Div 1	Feisty	Martin 24-1	49339	Pauline Haines	189	12:00	135753	1:57:53	1:48:04	5.0	5
Div 1	Wild Oats	C & C 30	34777	Bill Brekelmans	189	12:00	140356	2:03:56	1:53:37	6.0	6
Div 1	Farr Out	Farr 914	49173	Michael Beattie	165	12:00	140036	2:00:36	1:54:26	7.0	7
Div 1	White Pearl	Mirage 35	35	Barry White	159	12:00	140133	2:01:33	1:56:22	8.0	8

F3 - Div 1 Fleet - 27Nov2011 at

Start: Start 1, Finishes: Finish time, Time: 12:00

Fleet	Boat	Class	SailNo	HelmName	PHRFOT	Start	Finish	Elapsed	Corrected	Points	Rank
Div 1	Limbo	Outlaw 33	29693	Paul Jensen	159	12:14	134038	1:26:38	1:22:56	1.0	1
Div 1	White Wave	Mega 30	64215	Jon Richardson	162	12:00	135556	1:55:56	1:50:30	2.0	2
Div 1	Feisty	Martin 24-1	49339	Pauline Haines	189	12:00	140233	2:02:33	1:52:21	3.0	3
Div 1	XS	Hotfoot 30	29919	Colin Nichols	117	12:00	140122	2:01:22	2:03:51	4.0	4
Div 1	Wild Oats	C & C 30	34777	Bill Brekelmans	189	12:00	141619	2:16:19	2:04:58	5.0	5
Div 1	Sisu	San Juan 28	77709	Dave McKellar	194	12:00	142425	2:24:25	2:11:28	6.0	6
Div 1	White Pearl	Mirage 35	35	Barry White	159	12:00	142838	2:28:38	2:22:17	7.0	7
Div 1	Ducati	Kirby 25	34989	Anthony Zegers	186			RC		8.0	8
Div 1	Farr Out	Farr 914	49173	Michael Beattie	165	12:00	143030	2:30:30	2:22:49	8.0	8

F4 - Div 1 Fleet - 04Dec2011 at 1200

Start: Start 1, Finishes: Finish time, Time: 12:00

Fleet	Boat	Class	SailNo	HelmName	PHRFTOT	Start	Finish	Elapsed	Corrected	Points	Rank
Div 1	White Wave	Mega 30	64215	Jon Richardson	162	12:00	135556	1:55:56	1:50:30	1.0	1
Div 1	Feisty	Martin 24-1	49339	Pauline Haines	189	12:00	140233	2:02:33	1:52:21	2.0	2
Div 1	XS	Hotfoot 30	29919	Colin Nichols	117	12:00	140122	2:01:22	2:03:51	3.0	3
Div 1	Wild Oats	C & C 30	34777	Bill Brekelmans	189	12:00	141619	2:16:19	2:04:58	4.0	4
Div 1	Sisu	San Juan 28	77709	Dave McKellar	194	12:00	142425	2:24:25	2:11:28	5.0	5
Div 1	White Pearl	Mirage 35	35	Barry White	159	12:00	142838	2:28:38	2:22:17	6.0	6
Div 1	Farr Out	Farr 914	49173	Michael Beattie	165	12:00	143030	2:30:30	2:22:49	7.0	7

F1 - Div 2 Fleet - 13Nov2011 at**Start: Start 2, Finishes: Finish time, Time: 12:05**

Fleet	Boat	Class	SailNo	HelmName	PHRFTOT	Start	Finish	Elapsed	Corrected	Points	Rank
Div 2	Oi	Sonar 23	644	Dmitri Rossinski	204	12:05	133545	1:30:45	1:21:28	1.0	1
Div 2	Bad Attitude	Shark	333	Ed Haines	252	12:05	135029	1:45:29	1:28:49	2.0	2
Div 2	Hilda Harris	Erickson 29	28619	John Pirquet	207	12:05	134428	1:39:28	1:28:56	3.0	3
Div 2	Pitoraq	Windward 30	798	Graham Heath	201	12:05	134454	1:39:54	1:30:04	4.0	4
Div 2	Squirrel	C & C 25	19545	Kevin Greenwood	234	12:05	135332	1:48:32	1:33:34	5.0	5
Div 2	Compromise	Newport 27s	29809	Glen Shippam	207			RC		7.0	6

F2 - Div 2 Fleet - 20Nov2011 at**Start: Start 2, Finishes: Finish time, Time: 12:05**

Fleet	Boat	Class	SailNo	HelmName	PHRFTOT	Start	Finish	Elapsed	Corrected	Points	Rank
Div 2	Compromise	Newport 27s	29809	Glen Shippam	207	12:05	135509	1:50:09	1:38:29	1.0	1
Div 2	Hilda Harris	Erickson 29	28619	John Pirquet	207	12:05	140115	1:56:15	1:43:56	2.0	2
Div 2	Bad Attitude	Shark	333	Ed Haines	252	12:05	141105	2:06:05	1:46:09	3.0	3
Div 2	Pitoraq	Windward 30	798	Graham Heath	201	12:05	140314	1:58:14	1:46:35	4.0	4
Div 2	Squirrel	C & C 25	19545	Kevin Greenwood	234	12:05		RC		4.0	4
Div 2	Circles	Grampian 26	878	Will Nesling	258	12:05	141814	2:13:14	1:51:19	5.0	6
Div 2	Dreamer	O'Day 25	25	Neil Porter	240	12:05	142440	2:19:40	1:59:27	6.0	7
Div 2	Panache	San Juan 26	13	Bill Macdonald	219	12:05	142435	2:19:35	2:02:46	7.0	8
Div 2	Teazer	Grampian 26	604	Ian Webster	261	12:05		DNF		10.0	9
Div 2	Good Fight	Irwin 28	39637	Don Leduc	255	12:05		DNF		10.0	9

F3 - Div 2 Fleet - 27Nov2011 at**Start: Start 2, Finishes: Finish time, Time: 12:05**

Fleet	Boat	Class	SailNo	HelmName	PHRFTOT	Start	Finish	Elapsed	Corrected	Points	Rank
Div 2	Bad Attitude	Shark	333	Ed Haines	252	12:05	135529	1:50:29	1:33:01	1.0	1
Div 2	Pitoraq	Windward 30	798	Graham Heath	200	12:05	134833	1:43:33	1:33:29	2.0	2
Div 2	Squirrel	C & C 25	19545	Kevin Greenwood	234	12:05	140346	1:58:46	1:42:23	3.0	3
Div 2	Hilda Harris	Erickson 29	28619	John Pirquet	207	12:05	134714	RAF		7.0	4
Div 2	Compromise	Newport 27s	29809	Glen Shippam	207			DNF		7.0	4

Div 2 Oi Sonar 23 644 Dmitri Rossinski 204 DNF 7.0 4

F4 - Div 2 Fleet - 04Dec2011 at 1200

Start: Start 2, Finishes: Finish time, Time: 12:05

Fleet	Boat	Class	SailNo	HelmName	PHRFTOT	Start	Finish	Elapsed	Corrected	Points	Rank
Div 2	Hilda Harris	Erickson 29	28619	John Pirquet	207	12:05	134714	1:42:14	1:31:24	1.0	1
Div 2	Bad Attitude	Shark	333	Ed Haines	252	12:05	135529	1:50:29	1:33:01	2.0	2
Div 2	Pitoraq	Windward 30	798	Graham Heath	200	12:05	134833	1:43:33	1:33:29	3.0	3
Div 2	Squirrel	C & C 25	19545	Kevin Greenwood	234	12:05	140346	1:58:46	1:42:23	4.0	4
Div 2	Maray	Tanzer 26	511	John Morrison	234	12:05	141622	2:11:22	1:53:15	5.0	5
Div 2	Circles	Grampian 26	878	Will Nesling	258	12:05		RC		10.3	6

F1 - Div 3 Fleet - 13Nov2011 at

Fleet	Boat	Class	SailNo	HelmName	PHRFTOT	Place	Points	Rank
-------	------	-------	--------	----------	---------	-------	--------	------

F2 - Div 3 Fleet - 20Nov2011 at

Fleet	Boat	Class	SailNo	HelmName	PHRFTOT	Place	Points	Rank
-------	------	-------	--------	----------	---------	-------	--------	------

F3 - Div 3 Fleet - 27Nov2011 at

Fleet	Boat	Class	SailNo	HelmName	PHRFTOT	Place	Points	Rank
-------	------	-------	--------	----------	---------	-------	--------	------

F4 - Div 3 Fleet - 04Dec2011 at 1200

Fleet	Boat	Class	SailNo	HelmName	PHRFTOT	Place	Points	Rank
-------	------	-------	--------	----------	---------	-------	--------	------

<http://cfsa.wordpress.com>
fleet@cfsa.shawbiz.ca

Sailwave Scoring Software 2.02 build 6
www.sailwave.com

<http://cfsa.wordpress.com>
fleet@cfsa.shawbiz.ca

venue burgee

"Long Distance " Series 2011

CFSA Esquimalt
Preliminary Results
Overall
 event burgee

Sailed: 9, Discards: 1, To count: 8, Ratings: PHRF, Entries: 27, Scoring system: Default scoring system

Boat	Class	SailNo	HelmName	PHRF	Cole Cup 09Jan2011	FAH Cup 06Feb2011	Albatross 06March2011	Gillard 10Apr2011	Turkish Triangle 03Apr2011	Seddon 11Sep2011	Apeldoorn 16Oct2011	Trial Island 06Nov2011	Gear Buster 13 11Dec2011	Total	Nett
White Wave	Mega 30	64215	Jon Richardson	162	1.0	1.0	6.0	3.0	1.0	(9.0 dnf)	5.0	5.0	1.0	32.0	23.0
Feisty	Martin 24 -1	49339	Pauline Haines	189	5.4 RC	4.0	5.0	(28.0 DNC)	8.0	3.0	7.0	9.0	2.0	71.4	43.4
Pitoraq	Windward 30	798	Graham Heath	201	4.0	11.0 DNF	4.0	12.0 dnf	4.0	(28.0 DNC)	2.0	6.0	7.0	78.0	50.0
Limbo	Outlaw 33	29693	Paul Jensen	159	2.0	3.0	7.0	(28.0 DNC)	5.0	9.0 dnf	6.0	1.0	28.0 DNC	89.0	61.0
Melaque	Custom 30	11	Allistair Elliot	150	(28.0 DNC)	28.0 DNC	8.0	6.0	2.0	9.0 DNF	4.0	2.0	4.0	91.0	63.0
Compromise	Newport 27s	29809	Glen Shippam	207	3.0	2.0	2.0	1.0	(28.0 DNC)	28.0 DNC	1.0	3.0	28.0 DNC	96.0	68.0
XS	Hotfoot 30	29919	Colin Nichols	114	(28.0 DNC)	28.0 DNC	1.0	4.0	3.0	1.0	3.0	28.0 DNC	3.0	99.0	71.0
Bad Attitude	Shark 24	333	Ed Haines	285	(28.0 DNC)	5.0	3.0	5.0	6.0	28.0 DNC	28.0 DNC	8.0	10.0	121.0	93.0
Farr Out	Farr 914	49173	Michael Beattie	165	7.0	13.8 RC	(28.0 DNC)	12.0 dnf	13.8 RC	28.0 DNC	17.0 dnf	11.0	8.0	138.6	110.6
Hilda Harris	Ericson 28-2	28619	John Pirquet	207	6.0	(28.0 DNC)	9.0	28.0 DNC	7.0	28.0 DNC	28.0 DNC	12.0	5.0	151.0	123.0
White Pearl	Mirage 35	002	Barry White	171	8.0	9.0	11.0	(28.0 DNC)	9.0	28.0 DNC	17.0 dnf	14.0	28.0 DNC	152.0	124.0
Dreamer	O'Day 25	25	Neil Porter	240	12.0 DNF	(28.0 DNC)	15.7 RC	15.7 RC	28.0 DNC	9.0 dnf	17.0 dnf	17.0 dnf	11.0	153.4	125.4
Wild Oats	C & C 30	34777	Bill Brekelmans	189	5.0	6.0	(28.0 DNC)	28.0 DNC	28.0 DNC	2.0	28.0 DNC	7.0	28.0 DNC	160.0	132.0
Limelight	J30	22730	Marty Vachon	144	(28.0 DNC)	7.0	10.0	12.0 dnf	11.0 DNF	28.0 DNC	28.0 DNC	28.0 DNC	14.0 dnf	166.0	138.0
Circles	Grampion 26	878	Will Nesling	258	12.0 DNF	(28.0 DNC)	12.0	28.0 DNC	28.0 DNC	28.0 DNC	17.0 dnf	4.0	28.0 DNC	185.0	157.0
Sisu	San Juan 28	77709	Dave McKellar	194	(28.0 DNC)	28.0 DNC	28.0 DNC	28.0 DNC	28.0 DNC	28.0 DNC	17.0 dnf	10.0	6.0	201.0	173.0
Pendragon	Moore 24	109	Maurice Voisin	168	(28.0 DNC)	28.0 DNC	28.0 DNC	7.0	28.0 DNC	9.0 dnf	28.0 DNC	28.0 DNC	28.0 DNC	212.0	184.0
Dream Catcher	Catalina 32	153	Marc Dumais	159	9.0	8.0	(28.0 DNC)	28.0 DNC	28.0 DNC	28.0 DNC	28.0 DNC	28.0 DNC	28.0 DNC	213.0	185.0
Squirrel	C&C 25	19545	Kevin Greenwood	234	(28.0 DNC)	28.0 DNC	28.0 DNC	28.0 DNC	28.0 DNC	28.0 DNC	17.0 dnf	28.0 DNC	9.0	222.0	194.0
Teaser	Grampion 26	604	Ian Webster	261	(28.0 DNC)	28.0 DNC	13.0	28.0 DNC	28.0 DNC	28.0 DNC	28.0 DNC	28.0 DNC	14.0 DNF	223.0	195.0
Animal	Andrews 28	87912	Giacomo Spearing	147	(28.0 DNC)	28.0 DNC	28.0 DNC	2.0	28.0 DNC	28.0 DNC	28.0 DNC	28.0 DNC	28.0 DNC	226.0	198.0
Maray	Tanzer 26	511	John Morrison	234	(28.0 DNC)	28.0 DNC	28.0 DNC	28.0 DNC	28.0 DNC	28.0 DNC	17.0 dnf	15.0	28.0 DNC	228.0	200.0
Presto	Kirby 25	29577	Roger Brady	186	(28.0 DNC)	28.0 DNC	28.0 DNC	12.0 DNF	28.0 DNC	28.0 DNC	28.0 DNC	28.0 DNC	28.0 DNC	236.0	208.0
Ducati	Kirby 25	34989	Anthony	186	(28.0 DNC)	28.0 DNC	28.0 DNC	28.0 DNC	28.0 DNC	28.0 DNC	28.0 DNC	13.0	28.0 DNC	237.0	209.0
Vivace	C&C 24	24	Jack Tillmans	253	(28.0 DNC)	28.0 DNC	28.0 DNC	28.0 DNC	28.0 DNC	28.0 DNC	17.0 dnf	28.0 DNC	28.0 DNC	241.0	213.0
Fulcrum	Columbia 26	74328	Chriss Boggs	267	(28.0 DNC)	28.0 DNC	28.0 DNC	28.0 DNC	28.0 DNC	28.0 DNC	17.0 dnf	28.0 DNC	28.0 DNC	241.0	213.0
Panache	San Juan 7.7	13	Bill Macdonald	219	(28.0 DNC)	28.0 DNC	28.0 DNC	28.0 DNC	28.0 DNC	28.0 DNC	28.0 RC	28.0 DNC	28.0 DNC	252.0	224.0

Cole Cup - 09Jan2011 at 10.00

Course - Degaussing-Quarantine-Victoria-Quarantine-Degaussing-Fisgard 15.067 miles

Start: Start 1, Finishes: Finish time, Time: 10:00, Distance: 15.067

Boat	Class	SailNo	HelmName	PHRF	Start	Finish	Elapsed	Corrected	BCE	BCR	Ave speed	Points
White Wave	Mega 30	64215	Jon Richardson	162	10:00	12:36:02	2:36:02	1:55:21	0:00:00	162	5.794 kn	1.0
Limbo	Outlaw 33	29693	Paul Jensen	159	10:00	12:39:18	2:39:18	1:59:22	0:04:01	175.009	5.675 kn	2.0
Compromise	Newport 27s	29809	Glen Shippam	207	10:00	12:59:46	2:59:46	2:07:47	0:12:26	256.511	5.029 kn	3.0

Pitoraq	Windward 30	798	Graham Heath	201	10:00	13:02:24	3:02:24	2:11:56	0:16:34	266.998	4.956 kn	4.0
Wild Oats	C & C 30	34777	Bill Brekelmans	189	10:00	12:59:58	2:59:58	2:12:30	0:17:09	257.308	5.023 kn	5.0
Feisty	Martin 24-1	49339	Pauline Haines	212	10:00			RC				5.4
Hilda Harris	Ericson 28-2	28619	John Pirquet	207	10:00	13:04:50	3:04:50	2:12:51	0:17:30	276.688	4.891 kn	6.0
Farr Out	Farr 914	49173	Michael Beattie	165	10:00	12:55:30	2:55:30	2:14:04	0:18:43	239.52	5.151 kn	7.0
White Pearl	Mirage 35	002	Barry White	171	10:00	13:02:26	3:02:26	2:19:30	0:24:08	267.13	4.955 kn	8.0
Dream Catcher	Catalina 32	153	Marc Dumais	159	10:00	13:00:02	3:00:02	2:20:06	0:24:45	257.573	5.021 kn	9.0
Dreamer	O'Day 25	25	Neil Porter	240				DNF				12.0
Circles	Grampion 26	878	Will Nesling	258				DNF				12.0

FAH Cup - 06Feb2011 at 10.00

C

Start: Start 1, Finishes: Finish time, Time: 10:00, Distance: 14.10

Boat	Class	SailNo	HelmName	PHRF	Start	Finish	Elapsed	Corrected	BCE	BCR	Ave speed	Points
White Wave	Mega 30	64215	Jon Richardson	162	10:00	14.24.48	4:24:48	3:46:44	0:00:00	162	3.195 kn	1.0
Compromise	Newport 27s	29809	Glen Shippam	207	10:00	14.40.22	4:40:22	3:51:43	0:04:59	228.241	3.017 kn	2.0
Limbo	Outlaw 33	29693	Paul Jensen	159	10:00	14.59.16	4:59:16	4:21:54	0:35:10	308.667	2.827 kn	3.0
Feisty	Martin 24-1	49339	Pauline Haines	189	10:00	15.08.43	5:08:43	4:24:18	0:37:34	348.879	2.74 kn	4.0
Bad Attitude	Shark 24	333	Ed Haines	273	10:00	15.31.45	5:31:45	4:27:36	0:40:52	446.894	2.55 kn	5.0
Wild Oats	C & C 30	34777	Bill Brekelmans	189	10:00	15.12.20	5:12:20	4:27:55	0:41:11	364.27	2.709 kn	6.0
Limelight	J30	22730	Marty Vachon	144	10:00	15.09.24	5:09:24	4:35:34	0:48:50	351.787	2.734 kn	7.0
Dream Catcher	Catalina 32	153	Marc Dumais	159	10:00	15.15.07	5:15:07	4:37:45	0:51:01	376.113	2.685 kn	8.0
White Pearl	Mirage 35	002	Barry White	171	10:00	16.31.07	6:31:07	5:50:56	2:04:12	699.518	2.163 kn	9.0
Pitoraq	Windward 30	798	Graham Heath	201				DNF				11.0
Farr Out	Farr 914	49173	Michael Beattie	165				RC				13.8

Albatross - 06March2011 at 10.00**Start: Start 1, Finishes: Finish time, Time: 10:00, Distance: 14.949**

Boat	Class	SailNo	HelmName	PHRF	Start	Finish	Elapsed	Corrected	BCE	BCR	Ave speed	Points
XS	Hotfoot 30	29919	Colin Nichols	114	10:00	13.20.28	3:20:28	2:52:04	0:00:00	114	4.474 kn	1.0
Compromise	Newport 27s	29809	Glen Shippam	207	10:00	14.08.01	4:08:01	3:16:27	0:24:23	304.849	3.616 kn	2.0
Bad Attitude	Shark 24	333	Ed Haines	252	10:00	14.19.20	4:19:20	3:16:33	0:24:29	350.27	3.459 kn	3.0
Pitoraq	Windward 30	798	Graham Heath	200	10:00	14.08.41	4:08:41	3:18:51	0:26:47	307.525	3.607 kn	4.0
Feisty	Martin 24-1	49339	Pauline Haines	189	10:00	14.09.41	4:09:41	3:22:36	0:30:32	311.538	3.592 kn	5.0
White Wave	Mega 30	64215	Jon Richardson	162	10:00	14.07.56	4:07:56	3:27:34	0:35:30	304.514	3.618 kn	6.0
Limbo	Outlaw 33	29693	Paul Jensen	159	10:00	14.08.36	4:08:36	3:28:59	0:36:55	307.19	3.608 kn	7.0
Melaque	Custom 30	11	Allistair Elliot	150	10:00	14.07.43	4:07:43	3:30:21	0:38:17	303.645	3.621 kn	8.0
Hilda Harris	Ericson 28-2	28619	John Pirquet	207	10:00	14.23.50	4:23:50	3:32:16	0:40:12	368.331	3.4 kn	9.0
Limelight	J30	22730	Marty Vachon	144	10:00	14.15.26	4:15:26	3:39:33	0:47:30	334.617	3.511 kn	10.0
White Pearl	Mirage 35	002	Barry White	177	10:00	14.24.32	4:24:32	3:40:26	0:48:22	371.141	3.391 kn	11.0
Circles	Grampion 26	878	Will Nesling	258	10:00	14.52.07	4:52:07	3:47:50	0:55:46	481.851	3.07 kn	12.0
Teaser	Grampion 26	604	Ian Webster	261	10:00	14.58.37	4:58:37	3:53:35	1:01:31	507.939	3.004 kn	13.0
Dreamer	O'Day 25	25	Neil Porter	240				RC				15.7

Gillard - 10Apr2011 at 10.00**Start: Start 1, Finishes: Finish time, Time: 10:07, Distance: 9.2**

Boat	Class	SailNo	HelmName	PHRF	Start	Finish	Elapsed	Corrected	BCE	BCR	Ave speed	Points
Compromise	Newport 27s	29809	Glen Shippam	207	10:07	14.23.42	4:16:42	3:44:58	0:00:00	207	2.15 kn	1.0
Animal	Andrews 28	87912	Giacomo Spearing	147	10:07	14.17.23	4:10:23	3:47:51	0:02:53	165.804	2.205 kn	2.0
White Wave	Mega 30	64215	Jon Richardson	162	10:07	14.20.50	4:13:50	3:49:00	0:04:02	188.304	2.175 kn	3.0
XS	Hotfoot 30	29919	Colin Nichols	114	10:07	14.22.42	4:15:42	3:58:13	0:13:16	200.478	2.159 kn	4.0
Bad Attitude	Shark 24	333	Ed Haines	252	10:07	14.48.55	4:41:55	4:03:17	0:18:19	371.457	1.958 kn	5.0
Melaque	Custom 30	11	Allistair Elliot	150	10:07	14.39.24	4:32:24	4:09:24	0:24:26	309.391	2.026 kn	6.0
Pendragon	Moore 24	109	Maurice Voisin	168	10:07	2.22.23	16:15:23	15:49:37	12:04:40	4894.065	0.566 kn	7.0
Pitoraq	Windward 30	798	Graham Heath	200				dnf				12.0
Farr Out	Farr 914	49173	Michael Beattie	165				dnf				12.0
Limelight	J30	22730	Marty Vachon	144				dnf				12.0

Presto	Kirby 25	29577	Roger Brady	186	DNF	12.0
Dreamer	O'Day 25	25	Neil Porter	240	RC	15.7

Turkish Triangle - 03Apr2011 at

Start: Start 1, Finishes: Place

Boat	Class	SailNo	HelmName	PHRF	Place	Points
White Wave	Mega 30	64215	Jon Richardson	162	1	1.0
Melaque	Custom 30	11	Allistair Elliot	150	2	2.0
XS	Hotfoot 30	29919	Colin Nichols	114	3	3.0
Pitoraq	Windward 30	798	Graham Heath	200	4	4.0
Limbo	Outlaw 33	29693	Paul Jensen	159	5	5.0
Bad Attitude	Shark 24	333	Ed Haines	252	6	6.0
Hilda Harris	Ericson 28-2	28619	John Pirquet	207	7	7.0
Feisty	Martin 24-1	49339	Pauline Haines	189	8	8.0
White Pearl	Mirage 35	002	Barry White	177	9	9.0
Limelight	J30	22730	Marty Vachon	144	DNF	11.0
Farr Out	Farr 914	49173	Michael Beattie	165	RC	13.8

Seddon - 11Sep2011 at 10.30

Results from RVYC website.

Start: Start 1, Finishes: Finish time, Time: 10.30, Distance: 6.35

Boat	Class	SailNo	HelmName	PHRF	Start	Finish	Elapsed	Corrected	BCE	BCR	Ave speed	Points
XS	Hotfoot 30	29919	Colin Nichols	114	10.30	13.43.13	3.13.13	3.01.09	0.00.00	114	1.972 kn	1.0
Wild Oats	C & C 30	34777	Bill Brekelmans	189	10.30	14.00.29	3.30.29	3.10.29	0.09.20	277.15	1.81 kn	2.0
Feisty	Martin 24-1	49339	Pauline Haines	189	10.30	15.30.00	5.00.00	4.40.00	1.38.51	1122.976	1.27 kn	3.0
White Wave	Mega 30	64215	Jon Richardson	162			dnf					9.0
Limbo	Outlaw 33	29693	Paul Jensen	159			dnf					9.0
Melaque	Custom 30	11	Allistair Elliot	150			DNF					9.0
Dreamer	O'Day 25	25	Neil Porter	240			dnf					9.0
Pendragon	Moore 24	109	Maurice Voisin	168			dnf					9.0

Apeldoorn - 16Oct2011 at 10.00

Start: Start 1, Finishes: Finish time, Time: 10:00, Distance: 18.442

Boat	Class	SailNo	HelmName	PHRF	Start	Finish	Elapsed	Corrected	BCE	BCR	Ave speed	Points
Compromise	Newport 27s	29809	Glen Shippam	207	10:00	15.38.02	5:38:02	4:34:25	0:00:00	207	3.273 kn	1.0
Pitoraq	Windward 30	798	Graham Heath	201	10:00	15.38.50	5:38:50	4:37:03	0:02:39	209.603	3.266 kn	2.0
XS	Hotfoot 30	29919	Colin Nichols	114	10:00	15.17.33	5:17:33	4:42:31	0:08:06	140.359	3.485 kn	3.0
Melaque	Custom 30	11	Allistair Elliot	150	10:00	15.28.48	5:28:48	4:42:42	0:08:17	176.96	3.365 kn	4.0
White Wave	Mega 30	64215	Jon Richardson	162	10:00	15.34.59	5:34:59	4:45:11	0:10:47	197.077	3.303 kn	5.0
Limbo	Outlaw 33	29693	Paul Jensen	159	10:00	15.34.31	5:34:31	4:45:39	0:11:14	195.559	3.308 kn	6.0
Feisty	Martin 24-1	49339	Pauline Haines	189	10:00	15.57.08	5:57:08	4:59:02	0:24:38	269.141	3.098 kn	7.0
Farr Out	Farr 914	49173	Michael Beattie	165			dnf					17.0
White Pearl	Mirage 35	002	Barry White	177			dnf					17.0
Dreamer	O'Day 25	25	Neil Porter	240			dnf					17.0
Circles	Grampion 26	878	Will Nesling	258			dnf					17.0
Sisu	San Juan 28	77709	Dave McKellar	194			dnf					17.0
Squirrel	C&C 25	19545	Kevin Greenwood	234			dnf					17.0
Maray	Tanzer 26	511	John Morrison	234			dnf					17.0
Vivace	C&C 24	24	Jack Tillmans	253			dnf					17.0
Fulcrum	Columbia 26	74328	Chriss Boggs	267			dnf					17.0
Panache	San Juan 7.7	13	Bill Macdonald	219			RC					28.0

Trial Island - 06Nov2011 at 10.00

Start: Start 1, Finishes: Finish time, Time: 10.00, Distance: 14.2

Boat	Class	SailNo	HelmName	PHRF	Start	Finish	Elapsed	Corrected	BCE	BCR	Ave speed	Points
Limbo	Outlaw 33	29693	Paul Jensen	159	10.00	13.17.34	3.17.34	2.39.56	0.00.00	159	4.312 kn	1.0
Melaque	Custom 30	11	Allistair Elliot	150	10.00	13.16.47	3.16.47	2.41.17	0.01.21	155.69	4.33 kn	2.0

Compromise	Newport 27s	29809	Glen Shippam	207	10.00	13.33.18	3.33.18	2.44.19	0.04.22	225.479	3.994 kn	3.0
Circles	Grampion 26	878	Will Nesling	258	10.00	13.46.37	3.46.37	2.45.33	0.05.37	281.746	3.76 kn	4.0
White Wave	Mega 30	64215	Jon Richardson	162	10.00	13.27.04	3.27.04	2.48.44	0.08.47	199.141	4.115 kn	5.0
Pitoraq	Windward 30	798	Graham Heath	201	10.00	13.42.55	3.42.55	2.55.21	0.15.25	266.113	3.822 kn	6.0
Wild Oats	C & C 30	34777	Bill Brekelmans	189	10.00	13.40.46	3.40.46	2.56.02	0.16.06	257.028	3.859 kn	7.0
Bad Attitude	Shark 24	333	Ed Haines	252	10.00	13.57.31	3.57.31	2.57.53	0.17.56	327.803	3.587 kn	8.0
Feisty	Martin 24-1	49339	Pauline Haines	189	10.00	13.45.36	3.45.36	3.00.52	0.20.56	277.451	3.777 kn	9.0
Sisu	San Juan 28	77709	Dave McKellar	194	10.00	14.01.11	4.01.11	3.15.16	0.35.20	343.296	3.533 kn	10.0
Farr Out	Farr 914	49173	Michael Beattie	165	10.00	13.57.12	3.57.12	3.18.09	0.38.13	326.465	3.592 kn	11.0
Hilda Harris	Ericson 28-2	28619	John Pirquet	207	10.00	14.16.04	4.16.04	3.27.05	0.47.08	406.183	3.327 kn	12.0
Ducati	Kirby 25	34989	Anthony	186	10.00	14.15.20	4.15.20	3.31.19	0.51.23	403.085	3.337 kn	13.0
White Pearl	Mirage 35	002	Barry White	159	10.00	14.10.24	4.10.24	3.32.46	0.52.50	382.239	3.403 kn	14.0
Maray	Tanzer 26	511	John Morrison	234	10.00	14.55.53	4.55.53	4.00.30	1.20.34	574.423	2.88 kn	15.0
Dreamer	O'Day 25	25	Neil Porter	240				dnf				17.0

Gear Buster - 13 11Dec2011 at 10.00

Start: Start 1, Finishes: Finish time, Time: 10.06, Distance: 13.952

Boat	Class	SailNo	HelmName	PHRF	Start	Finish	Elapsed	Corrected	BCE	BCR	Ave speed	Points
White Wave	Mega 30	64215	Jon Richardson	162	10.06	125353	2.47.53	2.10.13	0.00.00	162	4.986 kn	1.0
Feisty	Martin 24-1	49339	Pauline Haines	189	10.06	130804	3.02.04	2.18.07	0.07.54	222.995	4.598 kn	2.0
XS	Hoffoot 30	29919	Colin Nichols	114	10.06	125049	2.44.49	2.18.18	0.08.06	148.812	5.079 kn	3.0
Melaque	Custom 30	11	Allistair Elliot	150	10.06	130141	2.55.41	2.20.48	0.10.35	195.544	4.765 kn	4.0
Hilda Harris	Ericson 28-2	28619	John Pirquet	207	10.06	131723	3.11.23	2.23.15	0.13.02	263.061	4.374 kn	5.0
Sisu	San Juan 28	77709	Dave McKellar	194	10.06	132103	3.15.03	2.29.56	0.19.44	278.829	4.292 kn	6.0
Pitoraq	Windward 30	798	Graham Heath	201	10.06	132323	3.17.23	2.30.39	0.20.26	288.864	4.241 kn	7.0
Farr Out	Farr 914	49173	Michael Beattie	165	10.06	131530	3.09.30	2.31.08	0.20.55	254.962	4.418 kn	8.0
Squirrel	C&C 25	19545	Kevin Greenwood	234	10.06	134711	3.41.11	2.46.46	0.36.33	391.214	3.785 kn	9.0
Bad Attitude	Shark 24	333	Ed Haines	252	10.06	135443	3.48.43	2.50.07	0.39.54	423.611	3.66 kn	10.0
Dreamer	O'Day 25	25	Neil Porter	240	10.06	142231	4.16.31	3.20.43	1.10.30	543.164	3.263 kn	11.0
Limelight	J30	22730	Marty Vachon	144				dnf				14.0
Teaser	Grampion 26	604	Ian Webster	261				DNF				14.0

Scoring codes used

Code	Description	Points
DNC	Did not come to the starting area	28
DNF	Started but did not finish	Varies
RC		Varies

<http://cfsa.shawbiz.ca>
fleet@cfsa.shawbiz.ca

Sailwave Scoring Software 2.02 build 6
www.sailwave.com

<http://cfsa.shawbiz.ca>
fleet@cfsa.shawbiz.ca

venue burgee

"2011 Special Races"

 event burgee

CFSA Esquimalt

Preliminary Results

Overall

Sailed: 4, Discards: 0, To count: 4, Ratings: PHRF TOT, Entries: 17, Scoring system: Default scoring system

Boat	Class	SailNo	HelmName	PHRF TOT	Single Handed 17Apr2011	Jack and Jill 15 May 2011	Rum Race 08June2011	Ladies Skipper 19Jun2011	Total	Nett	Rank
White Wave	Mega 30	64215	Jon Richardson	162	1.0	1.0	4.0	1.0	7.0	7.0	1st
Wild Oats	C & C 30	34777	Bill Brekelmans	189	8.0	5.0	5.7 RC	4.0	22.7	22.7	2nd
Pitoraq	Windward 30	798	Graham Heath	200	5.0	18.0 DNC	2.0	2.0	27.0	27.0	3rd
XS	Hotfoot 30	29919	Colin Nichols	114	7.7 RC	2.0	18.0 DNC	3.0	30.7	30.7	4th
Farr Out	Farr 914	49173	Michael Beattie	165	10.0	8.0	18.0 DNC	6.0 DNF	42.0	42.0	5th
Feisty	Martin 24-1	49339	Pauline Haines	189	4.0	3.0	18.0 DNC	18.0 DNC	43.0	43.0	6th
Limelight	J30	22730	Marty Vachon	144	2.0	6.0	18.0 DNC	18.0 DNC	44.0	44.0	7th
Ducati	Kirby 25	34989		186	18.0 DNC	7.0	3.0	18.0 DNC	46.0	46.0	8th
Dreamer	O'Day 25	5	Neil Porter	258	6.0	18.0 DNC	6.0	18.0 DNC	48.0	48.0	9th
White Pearl	Mirage 35	35	Barry White	159	9.0	18.0 DNC	7.0	18.0 DNC	52.0	52.0	10th
Compromise	Newport 27s	29809	Glen Shippam	207	18.0 DNC	18.0 DNC	1.0	18.0 DNC	55.0	55.0	11th
Bad Attitude	Shark	333	Ed Haines	276	3.0	18.0 DNC	18.0 DNC	18.0 DNC	57.0	57.0	12th
Orca	Sonar 23	410	various	183	18.0 DNC	4.0	18.0 DNC	18.0 DNC	58.0	58.0	13th
Melaque	Custom 30	11	Alistair Elliot	150	18.0 DNC	18.0 DNC	5.0	18.0 DNC	59.0	59.0	14th
Circles	Grampion 26	878	Will Nesling	258	7.0	18.0 DNC	18.0 DNC	18.0 DNC	61.0	61.0	15th
Teazer	Grampion 26	604	Ian Webster	261	18.0 DNC	10.0 dnf	18.0 DNC	18.0 DNC	64.0	64.0	16th
Limbo	Outlaw 33	29693	Paul Jensen	159	18.0 DNC	18.0 DNC	18.0 DNC	18.0 RC	72.0	72.0	17th

Single Handed - 17Apr2011 at

Start: Start 1, Finishes: Finish time, Time: 12:01

Boat	Class	SailNo	HelmName	PHRF TOT	Start	Finish	Elapsed	Corrected	BCE	BCR	Ave speed	Points	Rank
White Wave	Mega 30	64215	Jon Richardson	186	12:01	14.05.25	2:04:25	1:54:33	0:00:00	186		1.0	1
Limelight	J30	22730	Marty Vachon	177	12:01	14.05.31	2:04:31	1:56:07	0:01:41	186.567		2.0	2
Bad Attitude	Shark	333	Ed Haines	273	12:01	14.23.31	2:22:31	1:56:49	0:02:46	288.708		3.0	3
Feisty	Martin 24-1	49339	Pauline Haines	213	12:01	14.14.20	2:13:20	1:58:14	0:04:10	236.597		4.0	4

Pitoraq	Windward 30	798	Graham Heath	219	12:01	14.16.53	2:15:53	1:59:31	0:05:39	251.067	5.0	5
Dreamer	O'Day 25	5	Neil Porter	264	12:01	14.27.35	2:26:35	2:01:32	0:08:25	311.784	6.0	6
Circles	Grampion 26	878	Will Nesling	258	12:01	14.30.21	2:29:21	2:04:47	0:12:15	327.484	7.0	7
XS	Hotfoot 30	29919	Colin Nichols	114				RC			7.7	8
Wild Oats	C & C 30	34777	Bill Brekelmans	207	12:01	14.23.03	2:22:03	2:07:00	0:13:56	286.06	8.0	9
White Pearl	Mirage 35	35	Barry White	159	12:01	14.18.20	2:17:20	2:11:28	0:17:40	259.295	9.0	10
Farr Out	Farr 914	49173	Michael Beattie	183	12:01	14.31.12	2:30:12	2:18:53	0:26:19	332.307	10.0	11

Jack and Jill - 15 May 2011 at

Start: Start 1, Finishes: Finish time, Time: 12:00

Boat	Class	SailNo	HelmName	PHRFTOT	Start	Finish	Elapsed	Corrected	BCE	BCR	Ave speed	Points	Rank
White Wave	Mega 30	64215	Jon Richardson	162	12:00	13.45.48	1:45:48	1:40:50	0:00:00	162		1.0	1
XS	Hotfoot 30	29919	Colin Nichols	114	12:00	13.44.24	1:44:24	1:47:02	0:06:03	152.975		2.0	2
Feisty	Martin 24-1	49339	Pauline Haines	189	12:00	13.59.07	1:59:07	1:49:12	0:09:08	247.841		3.0	3
Orca	Sonar 23	410	various	183	12:00	14.00.24	2:00:24	1:51:19	0:11:21	256.113		4.0	4
Wild Oats	C & C 30	34777	Bill Brekelmans	189	12:00	14.04.59	2:04:59	1:54:35	0:15:00	285.658		5.0	5
Limelight	J30	22730	Marty Vachon	144	12:00	13.58.08	1:58:08	1:55:39	0:15:08	241.502		6.0	6
Ducati	Kirby 25	34989		186	12:00	14.09.03	2:09:03	1:58:49	0:19:32	311.872		7.0	7
Farr Out	Farr 914	49173	Michael Beattie	165	12:00	14.14.58	2:14:58	2:08:04	0:28:42	350.012		8.0	8
Teazer	Grampion 26	604	Ian Webster	261			dnf					10.0	9

Rum Race - 08June2011 at

Start: Start 1, Finishes: Finish time, Time: 18:30

Boat	Class	SailNo	HelmName	PHRFTOT	Start	Finish	Elapsed	Corrected	BCE	BCR	Ave speed	Points	Rank
Compromise	Newport 27s	29809	Glen Shippam	207	18:30	20.19.01	1:49:01	1:37:28	0:00:00	207		1.0	1
Pitoraq	Windward 30	798	Graham Heath	200	18:30	20.18.25	1:48:25	1:37:53	0:00:27	202.999		2.0	2
Ducati	Kirby 25	34989		186	18:30	20.19.33	1:49:33	1:40:52	0:03:41	210.557		3.0	3
White Wave	Mega 30	64215	Jon Richardson	162	18:30	20.15.54	1:45:54	1:40:56	0:03:38	186.216		4.0	4
Melaque	Custom 30	11	Alistair Elliot	150	18:30	20.15.30	1:45:30	1:42:21	0:05:02	183.548		5.0	5
Wild Oats	C & C 30	34777	Bill Brekelmans	189				RC				5.7	6
Dreamer	O'Day 25	5	Neil Porter	258	18:30	20.32.41	2:02:41	1:42:30	0:06:01	298.139		6.0	7
White Pearl	Mirage 35	35	Barry White	159	18:30	20.17.34	1:47:34	1:42:58	0:05:45	197.33		7.0	8

Ladies Skipper - 19Jun2011 at 12:00

Start: Start 1, Finishes: Finish time, Time: 12:00

Boat	Class	SailNo	HelmName	PHRFTOT	Start	Finish	Elapsed	Corrected	BCE	BCR	Ave speed	Points	Rank
White Wave	Mega 30	64215	Jon Richardson	162	12:00	13.24.06	1:24:06	1:20:09	0:00:00	162		1.0	1
Pitoraq	Windward 30	798	Graham Heath	200	12:00	13.37.57	1:37:57	1:28:26	0:09:10	274.315		2.0	2
XS	Hotfoot 30	29919	Colin Nichols	114	12:00	13.26.27	1:26:27	1:28:38	0:08:16	181.057		3.0	3
Wild Oats	C & C 30	34777	Bill Brekermans	188	12:00	13.39.17	1:39:17	1:31:09	0:11:59	285.128		4.0	4
Farr Out	Farr 914	49173	Michael Beattie	165			DNF					6.0	5
Limbo	Outlaw 33	29693	Paul Jensen	159			RC					18.0	6

<http://cfsa.shawbiz.ca>
fleet@cfsa.shawbiz.ca

Sailwave Scoring Software 2.02 build 6
www.sailwave.com

<http://cfsa.shawbiz.ca>
fleet@cfsa.shawbiz.ca